

CROPLAN

SEED GUIDE

Corn // Soybean // Alfalfa // Corn Silage // Forage
Sorghum // Grain Sorghum // Triticale // Spring
Canola // Winter Canola // Sunflower // Hard Red Spring
Wheat // Hard Red Winter Wheat // Soft Red Winter
Wheat // Field Pea

BACKING YOUR SEED DECISION

WITH YEARS OF CONSISTENT, LOCAL
DATA IS MORE IMPORTANT THAN EVER.



2027 SEED GUIDE

Of the hundreds of decisions that go into a successful season, your seed decision is one of the most important. We know the impact the right seed can make, and more importantly, so do you. It's why this seed guide is in your hands right now. It's a responsibility we don't take lightly. Within these pages, you'll find products that put your needs first, with reliable performance and expertise that's with you every step of the way.

Your seed decision begins with our decision to comb the industry to find some of the very best products. We select from a large pool of genetics and traits, then our elite team of seed product managers get to work. They constantly push the limits to rapidly bring to market the right products for your unique acre.

So much goes into our seed before it goes to market. From years of research in the breeding pipeline to continued testing on the Answer Plot® system, we have the ability to document how seed performs under

different scenarios and management styles. Using the valuable data collected throughout the entire process, we can help you match the right seed choice to your fields and to maximize ROI potential.

Last but certainly not least, the best decision we make every season is to entrust our success and yours to local retail seed experts. When it comes to seed expertise and local field knowledge, they continually raise the bar. Our local retail seed experts can interpret the data available and suggest custom recommendations with a "focused on you" approach. They're here for you all season long so you can be even more confident in your seed decision.

From our CROPLAN® seed team, the decisions we make are in service of bringing you some of the best products possible. You'll find them within the pages of this seed guide. With the help of your local retail seed expert, and our CROPLAN seed team, a successful 2027 season starts here.

Jamie Kloster
Seed Portfolio Manager

Eric Kennedy
Seed Portfolio Manager,
South & East

Leta Larsen
CROPLAN Alfalfa Marketing
Manager & Forage Specialist

Jeff Jackson
U.S. Sorghum and Triticale Product
Manager, Alfalfa Specialist

Mick Miller
U.S. Canola Product Manager;
Alfalfa and Forage Specialist

Ryan Moeller
U.S. Product Manager
Sunflower, Wheat, Pulses

Carla Snider
Diversified Crops
Marketing Manager

Hector De Leon
Corn and Soybean Director

Dan Adcock
CROPLAN Brand Manager



UNLOCK YOUR FARM'S POTENTIAL WITH THESE HIGH-PERFORMERS.

Optimize Seed ROI

To produce farm-topping yields, you need to do many things right. And that starts with CROPLAN® seed. It's seed that puts you on the path to maximizing potential ROI on each acre, beginning with exceptionally high performing genetics, many of which carry the latest traits and technology. But even bigger advantages come with the data and intelligence we build on top of these cutting-edge corn hybrids.

ANSWER PLOT® RESEARCH PROVIDES POPULATION, NITROGEN AND FUNGICIDE RESPONSE DATA FOR ALL CROPLAN CORN HYBRIDS.

That means you can fine-tune management and increase yield potential in the most economically efficient manner.

- Trial data shows a 32.4 bu/A average yield response advantage¹ when hybrids are managed according to their Response-to nitrogen (RTN).
- Trial data also shows a 13.5 bu/A average yield response advantage¹ when hybrids are managed according to their Response-to fungicide (RTF), which not only guides the fungicide decision, but also the application timing.
- Testing and correlating plant populations, RTN and RTF allows us to make sense of the almost infinite interactions between population, nitrogen, fungicide and yield response for each hybrid.

EACH HYBRID IS DIFFERENT, AND ITS AGRONOMIC REQUIREMENTS ARE, TOO.

Putting every hybrid into the same environment won't maximize your ROI. Instead, give each hybrid what it needs, when it needs it. And just as importantly, eliminate actions that don't provide the yield and revenue impact you desire.

Only CROPLAN seed provides this level of intelligence. And you can only find CROPLAN seed hybrids at the best retailers in America.

ZINC SEED TREATMENT IN THE BAG

Zinc is proven to help corn get off to a fast, healthy start and to encourage stronger root development. CROPLAN is one of the only seed brands with zinc on every corn hybrid, in every bag, with no overtreatment or upcharge. It's a key component of our proprietary corn seed treatment – Fortivent® Plus. In 2018 Answer Plot® testing, Fortivent Plus showed a +4.7bu/A average advantage over untreated CROPLAN products.

Fortivent® Plus Features and Benefits

- All CROPLAN hybrids come with Poncho® VOTiVO® seed treatment.
- Provides enhanced Pythium control with ethaboxam fungicide.
- Includes Fortivent Zn for success in early-season growth and root development.
- Includes a replant guarantee on all CROPLAN hybrids.*

When you choose CROPLAN seed, you're gaining an agronomic edge which can help maximize ROI potential.

**Contact your local retail seed expert for details; certain restrictions may apply.*

1. 2025 Answer Plot® trial data.

BRING THE POWER OF PROOF TO YOUR FARM.

Check out the national Answer Plot® results below. They're proof that bringing high-end genetics with the latest traits and an unbiased focus on product development can deliver big yield potential. Make sure these high performers are a part of your final lineup this season.

| | CORN PRODUCT | YIELD BU/A | MOISTURE | TEST WEIGHT |
|--|---|------------|----------|-------------|
| 80 Day Corn Product Trial | CP2180VT2P | 202.6 | 18.5 | 57.0 |
| | CP2315VT2P | 195.9 | 19.4 | 56.9 |
| | CP2288VT2P | 194.6 | 19.6 | 58.2 |
| | 2025 Answer Plot trial data from 6 locations, across 3 states: MN, ND, WI | | | |
| 85 Day Corn Product Trial | CP2965VT2P | 229.7 | 21.0 | 56.2 |
| | CP2790VT2P | 214.7 | 19.9 | 56.2 |
| | CP2845VT2P | 213.9 | 19.8 | 56.6 |
| | CP2845SS | 210.2 | 20.7 | 56.3 |
| | CP2585VT2P | 208.6 | 19.6 | 56.5 |
| | CP2324VT2P | 194.3 | 18.6 | 55.4 |
| 2025 Answer Plot trial data from 14 locations, across 5 states: MN, ND, NE, SD, WI | | | | |
| 90 Day Corn Product Trial | CP3104VT4P | 242.4 | 21.0 | 55.3 |
| | CP3330aVT2P | 236.8 | 21.9 | 54.3 |
| | CP3143VT2P | 231.1 | 21.1 | 54.9 |
| | CP3490VT2P | 229.6 | 21.6 | 54.4 |
| | CP3276SSPRO | 221.5 | 20.8 | 54.5 |
| | CP2965VT2P | 209.6 | 19.7 | 56.4 |
| | CP3314VT2P | 202.7 | 20.3 | 55.0 |
| | CP2845SS | 196.1 | 20.0 | 56.2 |
| 2025 Answer Plot trial data from 13 locations, across 6 states: MI, MN, ND, NE, SD, WI | | | | |
| 95 Day Corn Product Trial | CP3595VT4P | 258.7 | 18.6 | 53.9 |
| | CP3724VT2P | 250.9 | 19.7 | 55.2 |
| | CP3790VT2P | 249.7 | 19.5 | 55.3 |
| | CP3818TRE | 245.0 | 19.6 | 55.2 |
| | CP3519SS | 242.3 | 19.5 | 56.7 |
| | CP3715SSPRO | 240.1 | 19.6 | 55.4 |
| | CP3818VT4P | 237.7 | 19.3 | 55.3 |
| | CP3899VT2P | 236.9 | 19.2 | 55.7 |
| | CP3490VT2P | 224.9 | 18.6 | 55.7 |
| | CP3399SS | 217.0 | 18.7 | 56.9 |
| 2025 Answer Plot trial data from 21 locations, across 8 states: KS, MI, MN, ND, NE, NY, SD, WI | | | | |

| | CORN PRODUCT | YIELD BU/A | MOISTURE | TEST WEIGHT |
|---|--------------|------------|----------|-------------|
| 100 Day Corn Product Trial | CP3980VT2P | 247.7 | 17.9 | 56.7 |
| | CP3818TRE | 245.4 | 17.9 | 55.7 |
| | CP4024SSPRO | 244.8 | 19.0 | 55.4 |
| | CP4083VT4P | 239.0 | 18.0 | 55.1 |
| | CP4188VT2P | 238.7 | 18.5 | 55.8 |
| | CP3818VT4P | 237.1 | 17.9 | 55.4 |
| 2025 Answer Plot trial data from 32 locations, across 12 states: CO, IA, IL, KS, MI, MN, ND, NE, NY, OH, SD, WI | | | | |
| 105 Day Corn Product Trial | CP4689PCE | 273.4 | 19.4 | 55.8 |
| | CP4840TRE | 273.0 | 20.7 | 55.8 |
| | CP4516TRE | 256.5 | 18.4 | 55.6 |
| | CP4770SS | 255.9 | 18.7 | 55.7 |
| | CP4757VT2P | 237.3 | 18.4 | 57.5 |
| CP4652SSPRO | 234.0 | 18.1 | 56.2 | |
| 2025 Answer Plot trial data from 38 locations, across 11 states: CO, IA, IL, IN, KS, MI, MN, NE, OH, SD, WI | | | | |
| 110 Day Corn Product Trial | CP5249PCE | 270.7 | 19.9 | 55.2 |
| | CP5050VT4P | 258.8 | 20.0 | 56.5 |
| | CP5132SS | 257.8 | 20.3 | 56.5 |
| | CP5208VT2P | 256.6 | 20.7 | 57.0 |
| | CP4917SSPRO | 250.8 | 19.1 | 55.3 |
| | CP5272VT2P | 248.6 | 20.5 | 57.8 |
| CP4839PCE | 244.1 | 19.3 | 57.2 | |
| 2025 Answer Plot trial data from 36 locations, across 13 states: CO, IA, IL, IN, KS, KY, MN, MO, NE, OH, SD, TN, WI | | | | |

| | CORN PRODUCT | YIELD BU/A | MOISTURE | TEST WEIGHT |
|---|--------------|------------|----------|-------------|
| 115 Day Corn Product Trial | CP5682TRE | 267.8 | 21.1 | 55.7 |
| | CP5777SSPRO | 263.3 | 20.2 | 56.7 |
| | CP5497VT2P | 260.8 | 19.5 | 57.3 |
| | CP5336VT2P | 259.1 | 19.3 | 57.9 |
| | CP5320SSPRO | 258.2 | 18.5 | 56.7 |
| | CP5468VT4P | 257.2 | 19.9 | 57.0 |
| | CP5363TRE | 253.2 | 19.3 | 57.2 |
| | CP5678VT2P | 245.3 | 19.8 | 57.3 |
| CP5370VT2P | 240.4 | 19.2 | 57.0 | |
| 2025 Answer Plot trial data from 31 locations, across 13 states: AL, AR, CO, IA, IL, IN, KS, KY, MO, MS, NE, TN, OH | | | | |
| 120 Day Corn Product Trial | CP5911VT2P | 254.5 | 20.0 | 56.1 |
| | CP5682TRE | 240.8 | 20.1 | 56.4 |
| | CP5777SSPRO | 240.7 | 19.5 | 57.7 |
| | CP5893TRE | 239.4 | 19.9 | 58.6 |
| | CP5796RR2 | 237.0 | 19.8 | 57.5 |
| CP5760TRE | 226.6 | 20.1 | 55.2 | |
| 2025 Answer Plot trial data from 15 locations, across 10 states: AL, AR, IL, IN, KS, KY, MO, MS, NE, TN | | | | |








OUR OBJECTIVITY FUELS THE TRAITS WE OFFER.

When you are a leader in the seed industry, you're able to hand select the genetics and traits farmers want, objectively. Here are the traits available in our lineup this year.

| TRAIT PACKAGES | ABOVE-GROUND TRAITS | | | | BELOW-GROUND TRAITS | | | | | HERBICIDE TOLERANCE | | |
|--|---------------------|-------------|--------------------------------|----------------------|-----------------------|-----------------------|------------------------|-----------------------|--------|---------------------|-------------|-------------------|
| | AGRISURE® CB | HERCULEX® I | YIELDGARD VT DOUBLE PRO® | AGRISURE VIPTERA® | AGRISURE® ROOTWORM | AGRISURE DURACADE® | YIELDGARD® ROOTWORM | HERCULEX® ROOTWORM | RNAI | GLYPHOSATE | GLUFOSINATE | ENLIST® / FOPS |
| INSECT PROTEIN EXPRESSED | Cry1Ab | Cry1F | Cry1A.105 Cry2Ab2 | VIP3A | mCry3A | eCry3.1Ab | Cry3Bb1 | Cry34Ab1/ Cry35Ab1 | dvSnf7 | | | |
| DURACADE® | ✓ | ✓ | | | ✓ | ✓ | | | | ✓ | ✓ | |
| SMARTSTAX® CORN | | ✓ | ✓ | | | | ✓ | ✓ | | ✓ | ✓ | |
| SMARTSTAX® PRO WITH RNAI TECHNOLOGY | | ✓ | ✓ | | | | ✓ | ✓ | ✓ | ✓ | ✓ | |
| VT4PRO™ WITH RNAI TECHNOLOGY | | | ✓ | ✓ | | | ✓ | | ✓ | ✓ | | |
| POWERCORE® ENLIST® CORN | | ✓ | ✓ | | | | | | | ✓ | ✓ | ✓ |
| TRECEPTA® CORN | | | ✓ | ✓ | | | | | | ✓ | | |
| VT DOUBLE PRO® CORN | | | ✓ | | | | | | | ✓ | | |
| ROUNDUP READY® CORN 2 | | | | | | | | | | ✓ | | |

CROPLAN® TRAIT LETTERING FOR CORN HYBRIDS

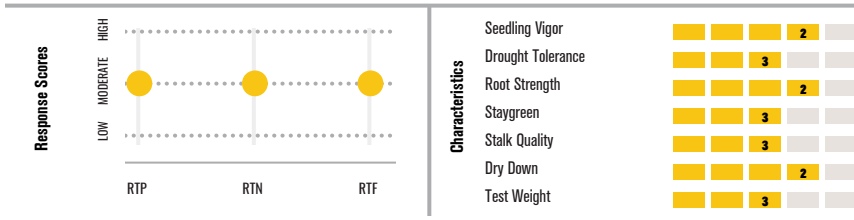
Descriptive hybrid numbering and trait lettering systems are used for CROPLAN corn hybrids.

| KEY | HYBRID | TRAIT | LOGO |
|------------|--|--|---|
| SS/RIB | SmartStax® RIB Complete® Corn Blend | Two mode of actions working against corn rootworm for below-ground protection. As a RIB Complete® brand corn blend, means refuge compliance for the Corn-Growing Area is easier than ever. Two more sites of action provide tolerance to glyphosate and glufosinate herbicide applications. |  |
| SSPRO/RIB | SmartStax® PRO Complete® Corn Blend | For corn-on-corn acres, or those with corn rootworm damage, SmartStax® PRO technology contains three different modes of action against corn rootworm. SmartStax PRO Technology combines the proven benefits of SmartStax Technology with an additional, unique RNAi-based mode of action — becoming the first product with three modes of action for corn rootworm control. Plus, it's a RIB Complete brand corn blend, which means refuge compliance for the Corn-Growing Area is easier than ever. Products available with and without refuge in bag options. |  |
| VT4P | VT4PRO™ RIB Complete® Corn Blend | For corn-on-corn acres, or those with corn rootworm damage, VT4PRO™ Technology combines the three built-in modes of action in Trecepta® Technology, an elite above-ground pest package for corn, with two below-ground modes of action to help manage corn rootworm. VT4PRO Technology will provide farmers protection against above-ground pests including European corn borer, southwestern corn borer, fall armyworm, black cutworm, western bean cutworm and corn earworm. VT4PRO contains Roundup Ready 2 Technology® which allows the corn plant to withstand glyphosate treatments. Plus, it's a RIB Complete brand corn blend, which means refuge compliance for the Corn-Growing Area is easier than ever. Products available with and without refuge in bag options. |  |
| VT2P/RIB | VT Double PRO® RIB Complete® Corn Blend | For rotated acres with no visible corn rootworm, and low to moderate risk. Dual modes of action for maximum protection against above-ground pests, like European and Southwestern corn borers and fall armyworm. An additional site of action helps plants withstand glyphosate to prevent weeds from competing with corn. As a RIB Complete brand corn blend, means refuge compliance for the Corn-Growing Area is easier than ever. Products available with and without refuge in bag options. |  |
| RR | Roundup Ready® Corn 2 | Roundup Ready Corn 2 enables consistent field-to-field weed control. Engineered for glyphosate tolerance, this technology allows you to apply Roundup® brand agricultural herbicides and other labeled glyphosate products. |  |
| TRE/RIB | Trecepta® RIB Complete® Corn Blend | For rotated acres with no visible corn rootworm, and low to moderate risk. Trecepta® Technology helps reduce yield loss by protecting your corn crop from a wide range of above-ground pests. Built on the proven VT Double PRO® Technology, Trecepta Technology gives you more complete control against corn borers (European and Southwestern), fall armyworm, western bean cutworm, black cutworm and corn earworm. Trecepta contains Roundup Ready 2 Technology® which allows the corn plant to withstand glyphosate treatments. Plus, it's a RIB Complete brand corn blend, which means refuge compliance for the Corn-Growing Area is easier than ever. Products available with and without refuge in bag options. |  |
| DGVT2P/RIB | DroughtGard® VT Double PRO® RIB Complete® Corn Blend | VT Double PRO® RIB Complete® corn blend contains dual modes of action for maximum protection against above-ground pests, like European and Southwestern corn borers and fall armyworm. DroughtGard® Hybrids products are designed to help corn plants resist drought stress and minimize the risk associated with one key, unpredictable factor: the weather. The DroughtGard Hybrids gene helps the plant create proteins that are essential for growth, helping to support yield opportunity when water is scarce. Plus, it's a RIB Complete brand corn blend, which means refuge compliance for the Corn-Growing Area is easier than ever. Products available with and without refuge in bag options. |  |
| D | Duracade® | The Duracade® trait stack provides multiple modes of action against corn rootworm and corn borer, as well as suppression of ear-feeding insects. This trait stack includes a novel, alternate mode of action to help preserve trait durability and delay insect adaptation for long-term field health, and the convenience of an integrated E-Z Refuge® seed blend. |  |
| PCE | PowerCore® Enlist® Refuge Advanced® | Herbicide flexibility with the Enlist® weed control system, which offers tolerance to 2,4-D choline in Enlist® herbicides in addition to glufosinate and glyphosate. Insect control against black cutworm, fall armyworm, European and Southwestern corn borers, and corn earworm. Enlist weed control system provides a whole-farm solution across corn, soybean and cotton acres. |  |

CROPLAN CP2180VT2P

VTDoublePRO
RIP COMPLETE

Relative Maturity: 81

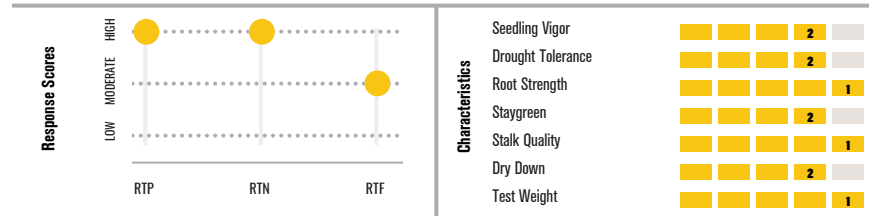


- Position on average-to-high yield potential acres
- Strong seedling and roots
- Maximize yield potential with moderate-to-high populations
- Flowers early for RM, keep in zone

CROPLAN CP2288VT2P

VTDoublePRO
RIP COMPLETE

Relative Maturity: 82

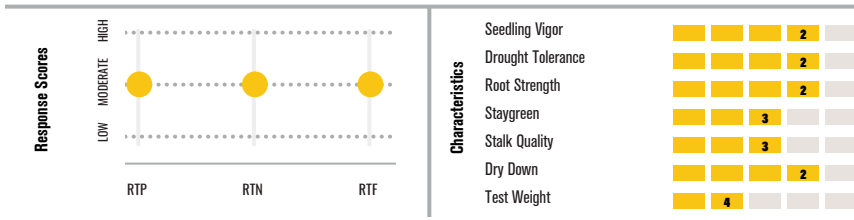


- Excellent yield stability across all environments; strong stress tolerance
- Excellent root strength with strong stalks
- Responds to enhanced nitrogen management
- Strong Goss's Wilt tolerance

CROPLAN CP2324VT2P

VTDoublePRO
RIP COMPLETE

Relative Maturity: 83

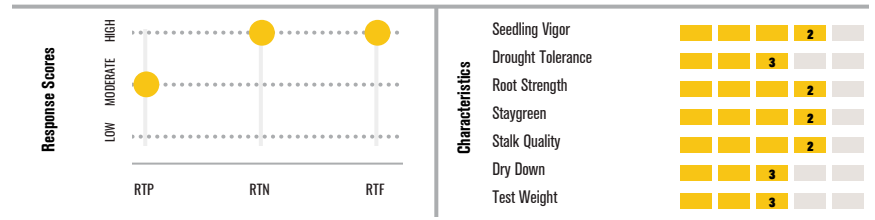


- Key early 80 RM hybrid; works across yield environments
- Strong seedling vigor for planting early
- Fast die/fast dry type hybrid will drydown fast after maturity
- A bit lighter test weight

CROPLAN CP2585VT2P

VTDoublePRO
RIP COMPLETE

Relative Maturity: 85



- Ideally placed on average productivity soils
- Strong seedling vigor for planting early
- Moderate response to nitrogen hybrid; good response to aggressive nitrogen management
- Use caution in drought-prone, low productive soils

KEY

SCALE:

- 1 = Excellent
- 2 = Strong

3 = Acceptable

4 = Manage

5 = Not Recommended

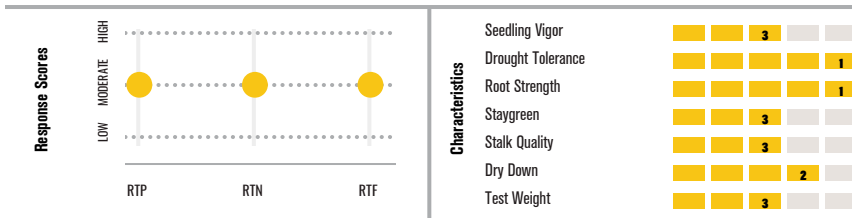
Product descriptions and ratings are generated from Answer Plot® trials and/or from the genetics supplier and my change as additional data is gathered.



CROPLAN® corn silage hybrids that consistently perform for high-quality and high-tonnage in Answer Plot® trials.

CROPLAN CP2520RR

Relative Maturity: 86



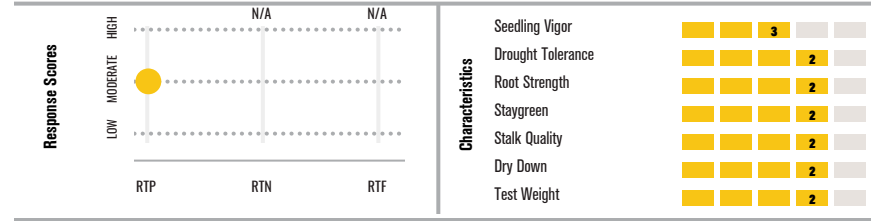
- Strong stress tolerance on heavy and moderate soil types
- Excellent roots and drought tolerance
- Nice ear flex for lower populations
- Optimum emergence when planted in warm soils

CROPLAN CP2667VT2P

Relative Maturity: 86



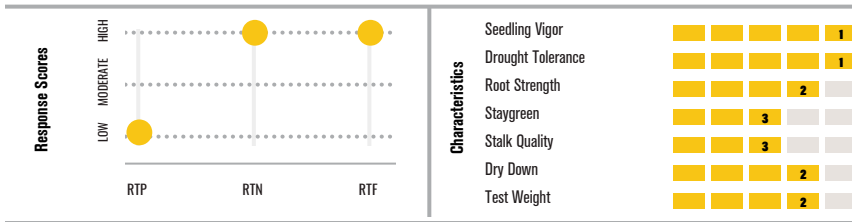
NEW



- Strong yield potential for good ground and good stress tolerance for drought soils
- Strong agronomics and good Goss's Wilt tolerance
- Semi-flex ear allows for variable planting populations
- Average vigor out the ground so us some caution in early plantings

CROPLAN CP2790VT2P

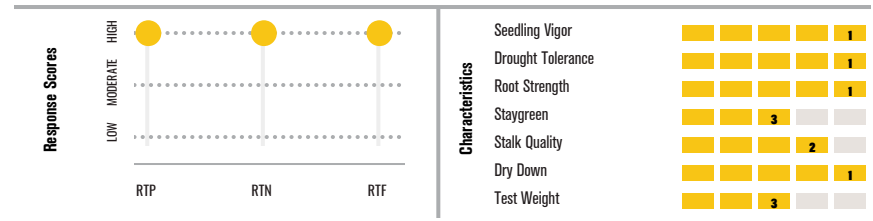
Relative Maturity: 87



- High-yield potential product with strong ear flex and drought tolerance
- Excellent seedling vigor for early planting
- Strong ear flex with a moderate response-to-nitrogen; can fit a broad range of growing conditions
- Manage for late-season stalks and Goss's Wilt

CROPLAN CP2845VT2P

SS/RIB*
Relative Maturity: 89



- High-yield potential product for most soil types and environments
- Earlier flowering date and fast drydown
- High response to nitrogen and population optimizes yield potential
- Manage placement for Goss's Wilt

KEY

SCALE:

1 = Excellent
2 = Strong

3 = Acceptable
4 = Manage
5 = Not Recommended

Product descriptions and ratings are generated from Answer Plot® trials and/or from the genetics supplier and my change as additional data is gathered.



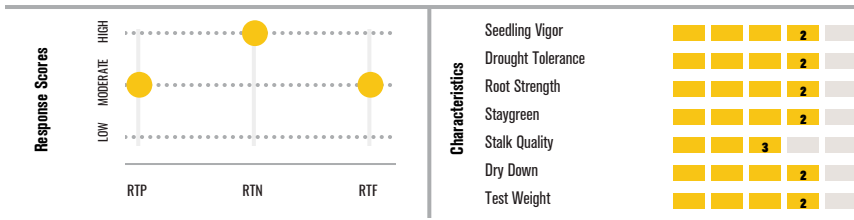
CROPLAN® corn silage hybrids that consistently perform for high-quality and high-tonnage in Answer Plot® trials.

CROPLAN CP3104VT4P

VT4PRO
RIP COMPLETE

NEW

Relative Maturity: 91

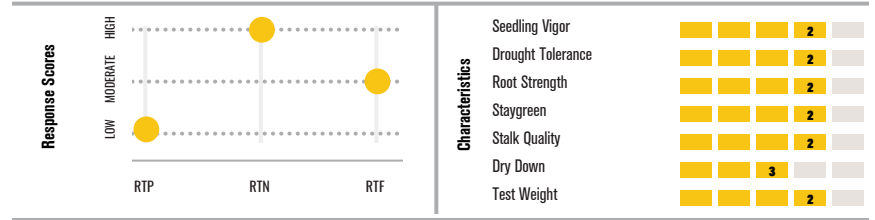


- Big yield potential when placed on medium-to-highly productive acres
- Highly recommended hybrid on productive soils and has good drought tolerance
- High response to intensive Nitrogen management
- Harvest on time if field was under stress; late-season standability can weaken in tough environments

CROPLAN CP3143VT2P

VTDoublePRO
RIP COMPLETE

Relative Maturity: 91

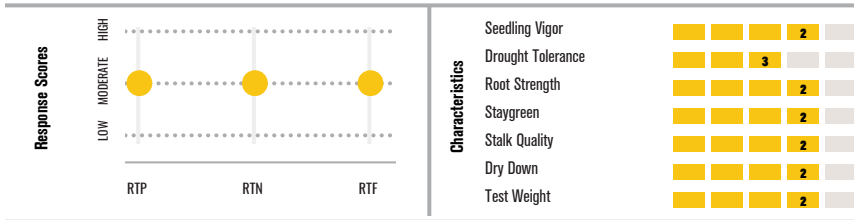


- High-yield potential for productive soils with good stress tolerance for tougher acres
- Strong early vigor for early planting; strong stalks late into season
- Good ear flex for planting at reduced populations
- Acceptable Goss's Wilt tolerance

CROPLAN CP3276SSPRO

SmartStaxPRO
RIP COMPLETE

Relative Maturity: 92

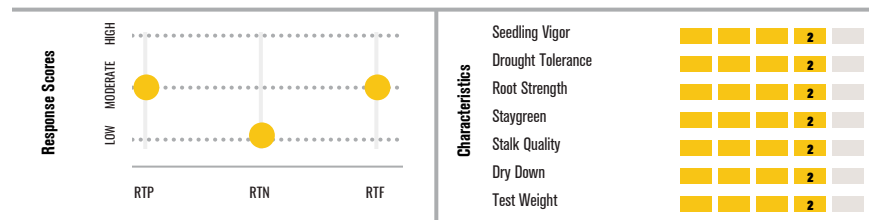


- Versatile hybrid with consistent yield potential across environments
- Very strong late season agronomics with solid disease package
- Semi-flex ear allows for variable populations
- Manage for Southern Rust

CROPLAN CP3314VT2P

VTDoublePRO
RIP COMPLETE

Relative Maturity: 93



- Tough-acre hybrid for low-yielding environments
- Solid agronomic package
- Flex ear for variable planting populations
- Manage for Goss's Wilt

KEY

SCALE:

1 = Excellent
2 = Strong

3 = Acceptable
4 = Manage
5 = Not Recommended

Product descriptions and ratings are generated from Answer Plot® trials and/or from the genetics supplier and may change as additional data is gathered.

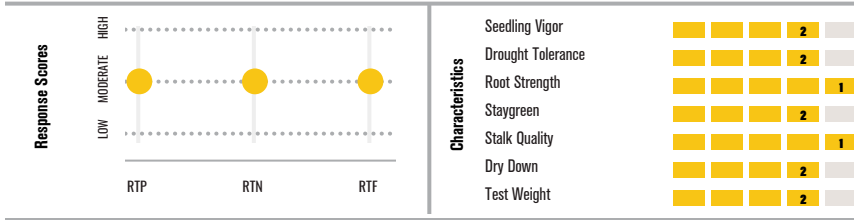


CROPLAN® corn silage hybrids that consistently perform for high-quality and high-tonnage in Answer Plot® trials.

CROPLAN CP3330aVT2P

VTDoublePRO
RUB COMPLETE

Relative Maturity: 93

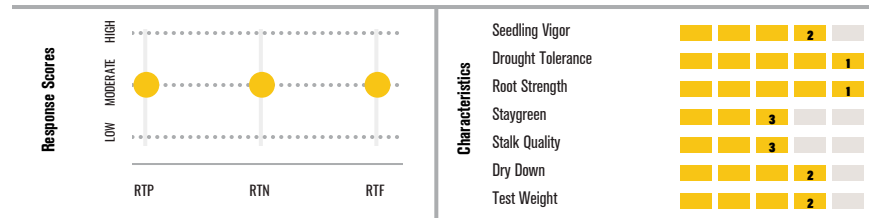


- Broadly adapted hybrid with outstanding agronomics and yield potential
- Strong emergence, stalks, roots and drought tolerance
- Low response to nitrogen and fungicide; flexible and economical to manage
- Strong Goss's Wilt tolerance

CROPLAN CP3337RR

Roundup Ready 2
E300 2

Relative Maturity: 93

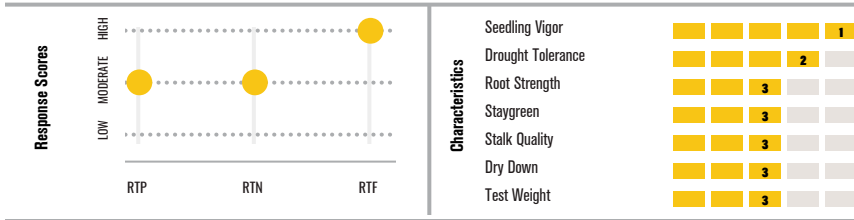


- Solid yield potential with early flowering enables northern movement
- Massive roots for coarse soil types and consistent silking under drought stress
- Moderate response to population, handles variable plant densities
- Not recommended for acres with Goss's Wilt history

CROPLAN CP3490VT2P

VTDoublePRO
RUB COMPLETE

Relative Maturity: 94

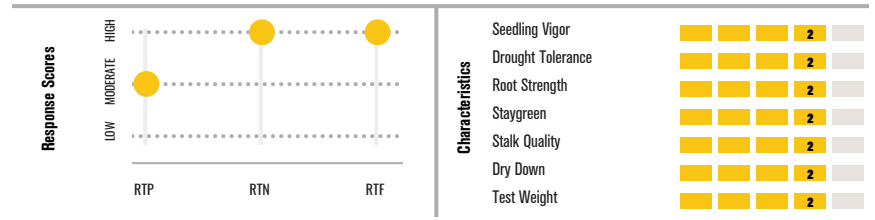


- High-yield potential hybrid with versatility
- Strong drought tolerance allows placement on drier acres
- Excellent emergence allows for early-plant option
- Acceptable drydown

CROPLAN CP3519SS

SmartStax
RUB COMPLETE

Relative Maturity: 95



- Versatile SmartStax® hybrid; high-yield potential and strong agronomics
- Solid agronomic package; strong emergence, stalks, roots and drought tolerance
- Moderate response to fungicide; versatile placement on both rotated and continuous corn acres
- Acceptable Goss's Wilt tolerance; manage in high pressure areas

KEY

SCALE:

1 = Excellent
2 = Strong

3 = Acceptable

4 = Manage
5 = Not Recommended

Product descriptions and ratings are generated from Answer Plot® trials and/or from the genetics supplier and may change as additional data is gathered.



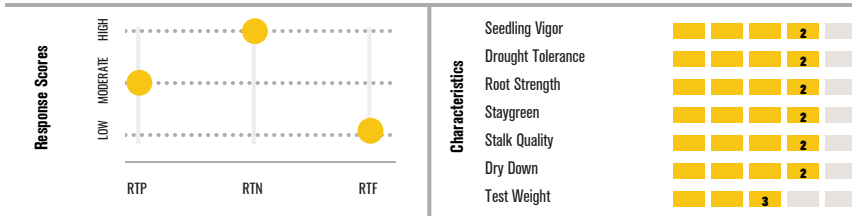
CROPLAN® corn silage hybrids that consistently perform for high-quality and high-tonnage in Answer Plot® trials.

CROPLAN CP3595VT4P

Relative Maturity: 95



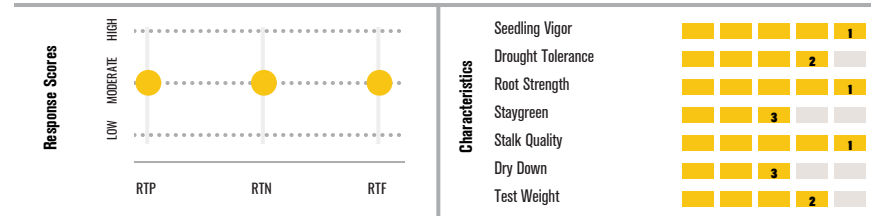
NEW



- High-yield potential from productive soils to tougher ground
- Strong Goss's Wilt and late season agronomics
- High response to intensive Nitrogen management with low response to fungicide
- Use caution in high Southern Rust environments

CROPLAN CP3699RR

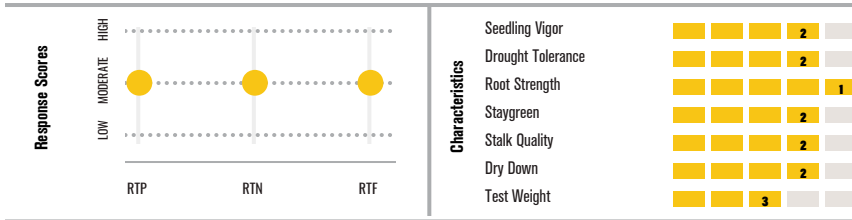
Relative Maturity: 96



- Adaptable across most soil types; moves into low-yield environments
- Consistent hybrid handles stress well with excellent emergence, roots and stalks
- Moderate response-to scores provide versatility for positioning and management

CROPLAN CP3715SSPRO

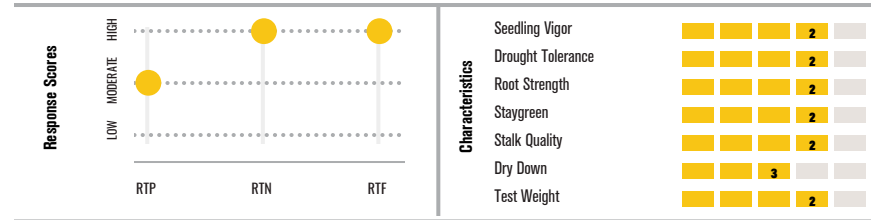
Relative Maturity: 97



- Versatile SmartStax® PRO hybrid for known corn rootworm acres
- Strong stress tolerance and solid agronomics
- Moderate response to nitrogen rating; doesn't need aggressive nitrogen management to thrive
- Manage in areas where gray leaf spot is a concern

CROPLAN CP3724VT2P

Relative Maturity: 97



- Versatile hybrid works east to west; strong performance potential
- Great late season agronomics with strong standability
- Responds well to aggressive nitrogen fertility and fungicide application
- Works well in tough, variable or ideal yield environments

KEY

SCALE:
 1 = Excellent
 2 = Strong
 3 = Acceptable
 4 = Manage
 5 = Not Recommended

Product descriptions and ratings are generated from Answer Plot® trials and/or from the genetics supplier and may change as additional data is gathered.

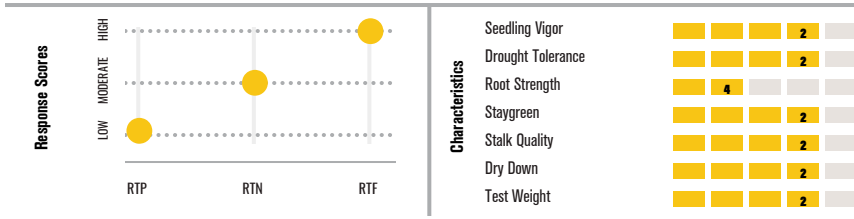


CROPLAN® corn silage hybrids that consistently perform for high-quality and high-tonnage in Answer Plot® trials.

CROPLAN CP3790VT2P

Relative Maturity: 97

VTDoublePRO
RIB COMPLETE



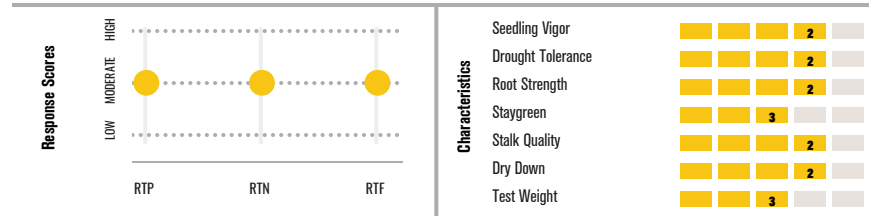
- Tall VT Double PRO® hybrid with outstanding yield potential
- Strong agronomics across the board
- Moderate response to fungicide rating, may benefit with a fungicide application
- Do not overpopulate to help root development

CROPLAN CP3818VT4P

TRE/RIB
Relative Maturity: 98

VT4PRO
RIB COMPLETE

Trecepta
RIB COMPLETE

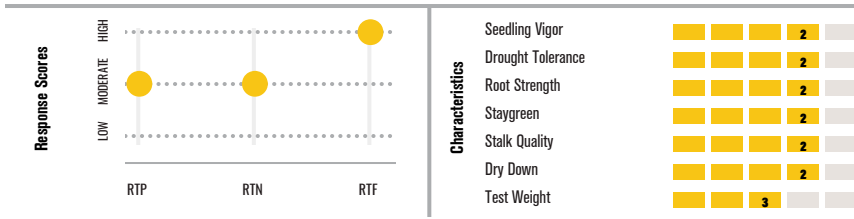


- Consistent high-yield potential across multiple environments and soil types
- Strong agronomics with acceptable Goss's Wilt tolerance
- Manage with strong fertility on good ground to maximize yield potential
- Manage for Southern Rust

CROPLAN CP3852TRE

Relative Maturity: 98

Trecepta
RIB COMPLETE

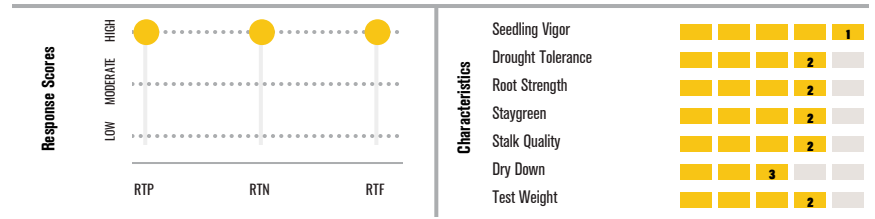


- Consistent high-yield potential across multiple environments and soil types
- Strong emergence, roots and stalk quality
- Semi-flex ear that allows for a range of populations
- Manage gray leaf spot and northern corn leaf blight with a fungicide in heavy pressure scenarios

CROPLAN CP3899VT2P

Relative Maturity: 98

VTDoublePRO
RIB COMPLETE



- Consistent high-yield potential across multiple environments and soil types
- Excellent seedling vigor; strong stalks, roots and drought tolerance
- High response to intensive management; can handle average acres
- Manage in areas with gray leaf spot and northern corn leaf blight

KEY

SCALE:

1 = Excellent
2 = Strong

3 = Acceptable

4 = Manage

5 = Not Recommended

Product descriptions and ratings are generated from Answer Plot® trials and/or from the genetics supplier and may change as additional data is gathered.

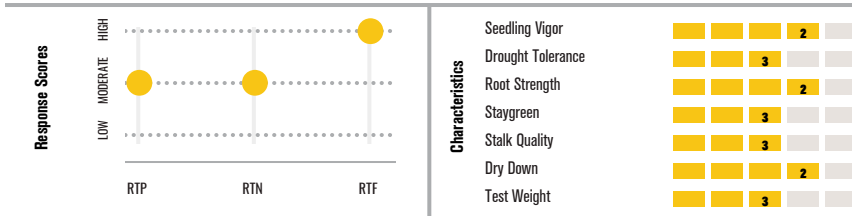


CROPLAN® corn silage hybrids that consistently perform for high-quality and high-tonnage in Answer Plot® trials.

CROPLAN CP3980VT2P

Relative Maturity: 99

VTDoublePRO
RIB COMPLETE

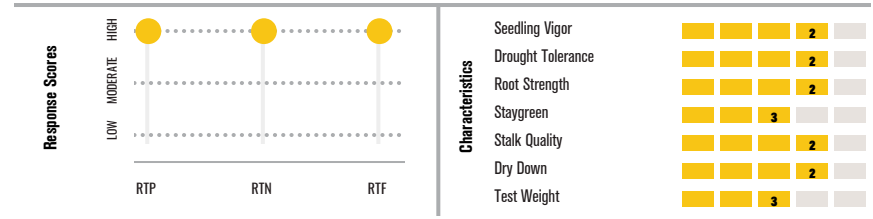


- High-yield potential hybrid that works across many acres
- Moderate management allows for versatile placement
- Acceptable stalks; can benefit from a fungicide application
- Use caution when applying growth regulator chemistries

CROPLAN CP4024SSPRO

Relative Maturity: 100

SmartStaxPRO
RIB COMPLETE

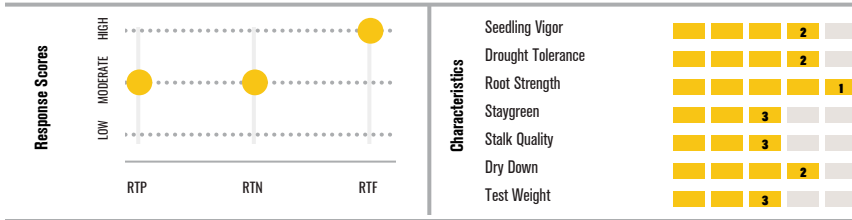


- Versatile hybrid; works well within zone and north of zone
- Strong roots and stalks; wide area of adaptability
- Moderate response to nitrogen and fungicide; great flexibility
- Manage leaf diseases with a fungicide in corn-on-corn situations

CROPLAN CP4079VT2P

Relative Maturity: 100

VTDoublePRO
RIB COMPLETE

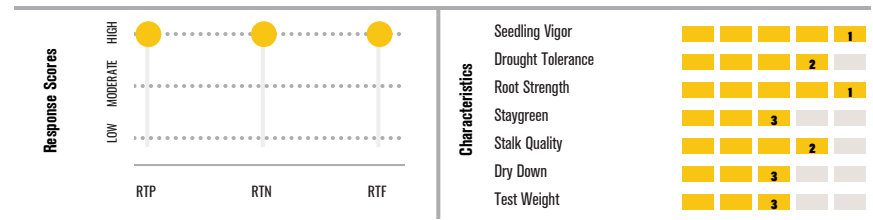


- Excellent option for all soil types and yield environments
- Medium-tall hybrid with seedling vigor; excellent roots
- Position at moderate populations and manage nitrogen for high-yield potential
- Strong Goss's Wilt rating; acceptable test weight, stalks and staygreen

CROPLAN CP4099SS

Relative Maturity: 100

SmartStaxPRO
RIB COMPLETE



- Solid product that shows consistency in most soil types with high-yield potential
- Late-flowering hybrid has excellent roots and seedling vigor
- High response to intensive management; can also handle average acres
- Manage in areas with gray leaf spot and northern corn leaf blight

KEY

SCALE:

- 1 = Excellent
- 2 = Strong

3 = Acceptable

4 = Manage

5 = Not Recommended

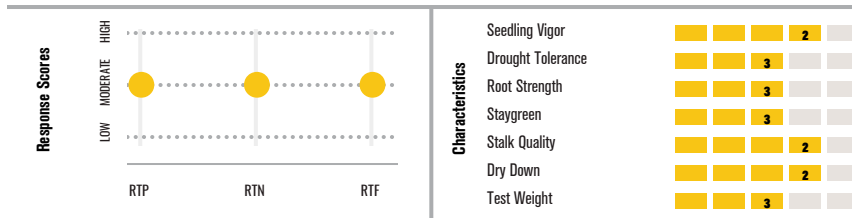
Product descriptions and ratings are generated from Answer Plot® trials and/or from the genetics supplier and may change as additional data is gathered.



CROPLAN® corn silage hybrids that consistently perform for high-quality and high-tonnage in Answer Plot® trials.

CROPLAN CP4111VT4P**VT4PRO**
RIB COMPLETE**NEW**

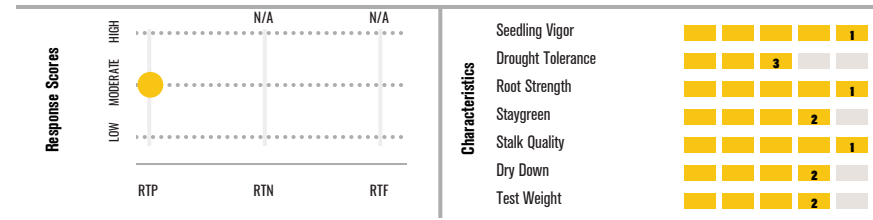
Relative Maturity: 101



- Broadly adapted across varying soils and yield environments
- Strong Goss's Wilt and Southern Rust tolerance
- Flexible management with Moderat RTN and RTF
- Average drought tolerance and root strength

CROPLAN CP4129PCE**POWERCORE**
RIB COMPLETE**NEW**

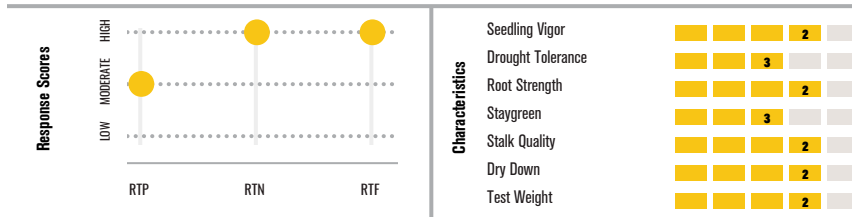
Relative Maturity: 101



- Broadly adapted across yield environments; excels on highly productive acres
- Very Strong late season agronomics and Goss's Wilt tolerance
- Flex ear allows for variable planting populations
- Great choice for irrigated acres

CROPLAN CP4246SS**SmartStax**
RIB COMPLETE

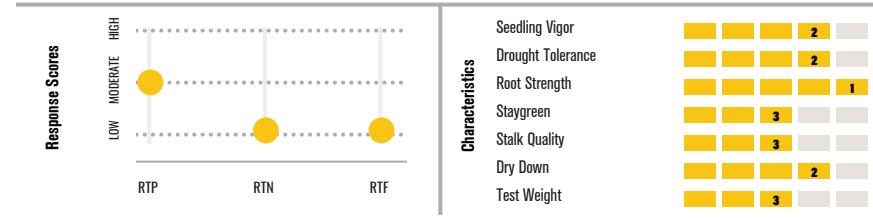
Relative Maturity: 102



- Tough-acre hybrid for the moderate-to-low corn-on-corn acre
- Strong roots, stalks and emergence for the corn-on-corn acres
- Semi-flex ear allows for variable planting populations
- Acceptable GLS and NCLB; manage with a fungicide

CROPLAN CP4822VT2P**VTDoublePRO**
RIB COMPLETE

Relative Maturity: 103



- Stress tolerance for challenging environments; flowers late
- Solid heat and drought tolerance; keep as earlier product in full-season zones
- Low response-to-nitrogen and fungicide; nice ear flex for variable populations
- Acceptable Goss's Wilt tolerance

KEY**SCALE:**

1 = Excellent
2 = Strong

3 = Acceptable

4 = Manage

5 = Not Recommended

Product descriptions and ratings are generated from Answer Plot® trials and/or from the genetics supplier and may change as additional data is gathered.

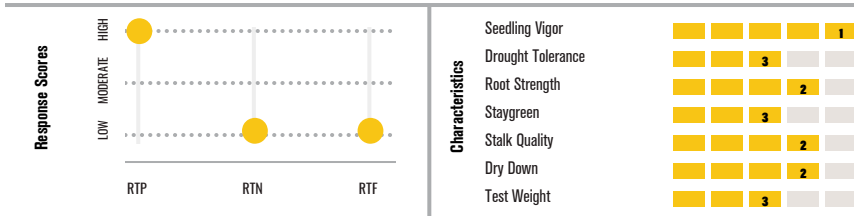


CROPLAN® corn silage hybrids that consistently perform for high-quality and high-tonnage in Answer Plot® trials.

CROPLAN CP4444VT2P

Relative Maturity: 104

VtDoublePRO
RIB COMPLETE

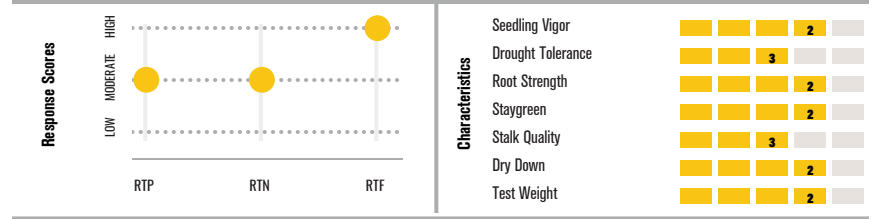


- Consistent and versatile hybrid to cover broad acres
- Excellent emergence and seedling vigor; strong stalks and roots
- Manage populations in high-yield environments
- Tall hybrid with acceptable Anthracnose rating

CROPLAN CP4516TRE

Relative Maturity: 105

Trecepta
RIB COMPLETE

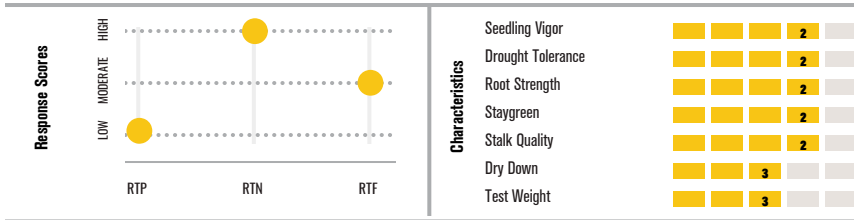


- Best performance on medium-to-highly productive acres
- Strong roots, test weight and Goss's Wilt tolerance
- High response to intensive management; can handle average acres
- Manage late season intactness with a fungicide application in high-yield environments

CROPLAN CP4652SSPRO

Relative Maturity: 106

SmartStaxPRO
RIB COMPLETE

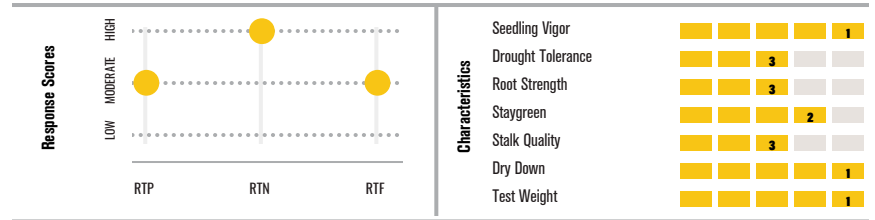


- Versatile hybrid works well within zone and south of zone
- Excellent top-end yield potential hybrid
- Responds favorably to additional nitrogen applications
- Maximize late season staygreen with fungicide application

CROPLAN CP4676SS

Relative Maturity: 106

SmartStax
RIB COMPLETE



- Versatile hybrid, position and manage for high-yield
- Medium-height hybrid with excellent emergence, seedling vigor and test weight
- Position at moderate populations and manage nitrogen for high-yield potential
- Fungicide application recommended in areas prone to gray leaf spot

KEY

SCALE:

- 1 = Excellent
- 2 = Strong

3 = Acceptable

- 4 = Manage
- 5 = Not Recommended

Product descriptions and ratings are generated from Answer Plot® trials and/or from the genetics supplier and may change as additional data is gathered.



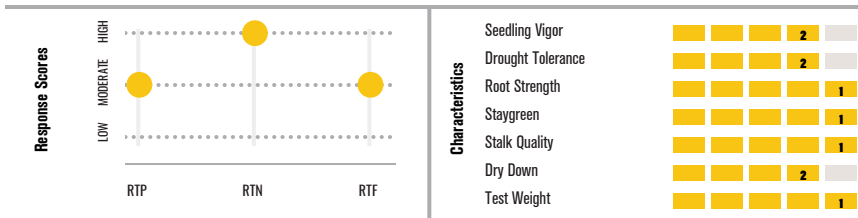
CROPLAN® corn silage hybrids that consistently perform for high-quality and high-tonnage in Answer Plot® trials.

CROPLAN CP4689PCE

Relative Maturity: 106



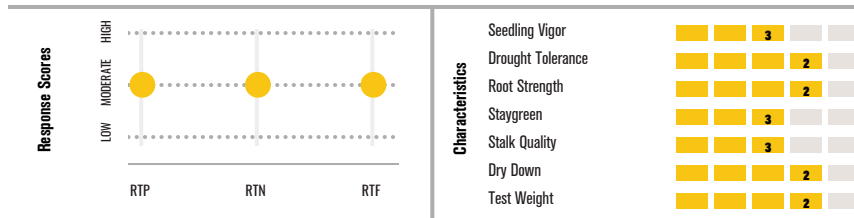
NEW



- Works from East to West on all acres and soil types
- Outstanding disease tolerances and strong plant characteristics
- Responds to improved nitrogen management
- Manage for Southern Rust

CROPLAN CP4757VT2P

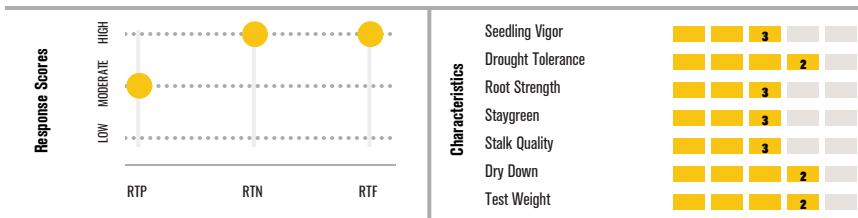
Relative Maturity: 107



- Best performance potential on medium-to-highly-productive acres
- Strong roots and test weight with high-yield potential
- Moderate response to nitrogen and fungicide offers great flexibility
- Best suited for rotated acres

CROPLAN CP4770SS

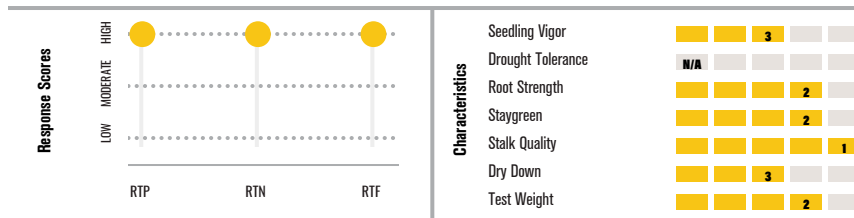
Relative Maturity: 107



- Broadly adapted across yield environments; excels on highly productive and silage acres
- Strong test weight and drought tolerance allow for broad placement
- Position at moderate populations with enhanced nitrogen management for high-yield potential
- Tall plant type with higher ear placement

CROPLAN CP4839PCE

Relative Maturity: 108



- PowerCore® Enlist® hybrid that works east to west
- Strong agronomics, drought tolerance and intactness
- Handles tough acres
- Strong Goss's Wilt tolerance

KEY

SCALE:
 1 = Excellent
 2 = Strong
 3 = Acceptable
 4 = Manage
 5 = Not Recommended

Product descriptions and ratings are generated from Answer Plot® trials and/or from the genetics supplier and may change as additional data is gathered.



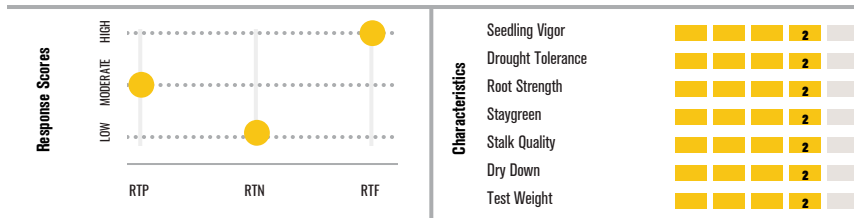
CROPLAN® corn silage hybrids that consistently perform for high-quality and high-tonnage in Answer Plot® trials.

CROPLAN CP4840TRE

Trecepta
RIB COMPLETE



Relative Maturity: 108



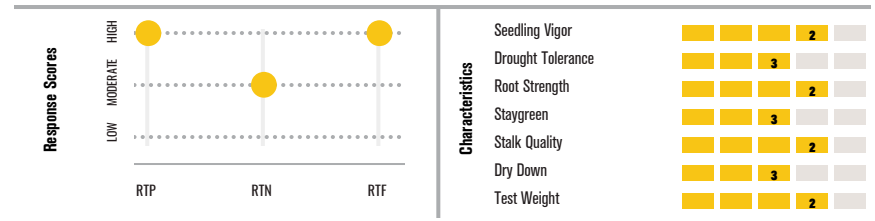
- Highly versatile Trecepta® hybrid with very good in-season appearance
- Very good late season standability and intactness; nice grain quality
- Good ear flex that allows for moderate planting populations

CROPLAN CP4880SS

SmartStax
RIB COMPLETE



Relative Maturity: 108



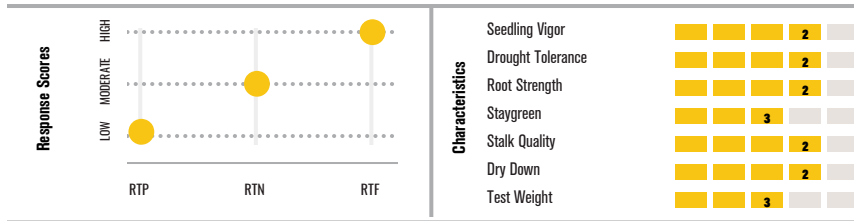
- Best performance on high-yield potential acres and well-drained soils
- SmartStax® hybrid with exceptional top-end yield potential
- Strong stalks and strong roots
- Acceptable Goss's Wilt tolerance

CROPLAN CP4917SSPRO

SmartStax PRO
RIB COMPLETE



Relative Maturity: 109



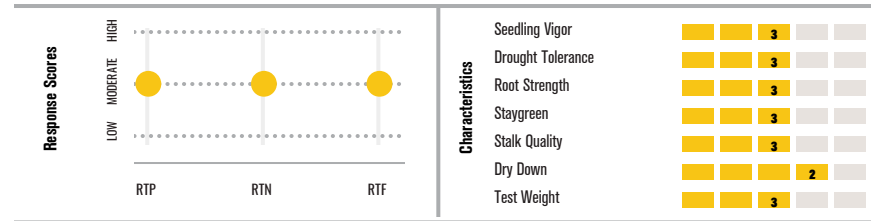
- Exciting SmartStax® PRO hybrid; works east to west
- Very good agronomics; good greensnap tolerance
- Best if kept in maturity zone; does not move south exceptionally well
- Good Goss's Wilt and Southern Rust tolerance

CROPLAN CP4930DGV2P

DroughtGard
RIB COMPLETE



Relative Maturity: 109



- Strong western adaptation; good Goss's Wilt and strong greensnap tolerance
- Exceptional top-end yield potential
- Plant at moderate populations due to semi-flex ear
- Recommend a fungicide application in areas with high disease pressure

KEY

SCALE:

- 1 = Excellent
- 2 = Strong

3 = Acceptable

4 = Manage

5 = Not Recommended

Product descriptions and ratings are generated from Answer Plot® trials and/or from the genetics supplier and may change as additional data is gathered.



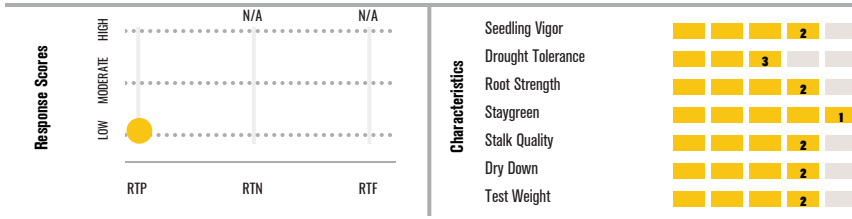
CROPLAN® corn silage hybrids that consistently perform for high-quality and high-tonnage in Answer Plot® trials.

CROPLAN CP4949PCE

Relative Maturity: 109



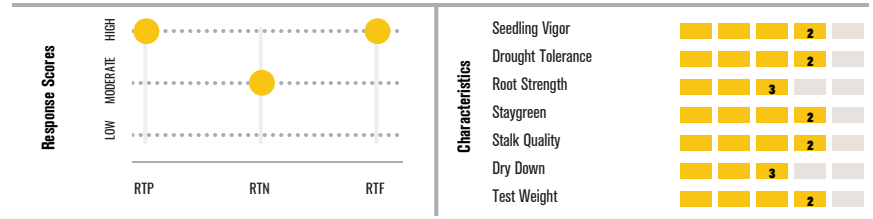
NEW



- Widely adapted with best performance in the Central and Eastern corn belt
- Strong agronomic package combined with great dual-purpose silage characteristics
- Flex ear allows for variable planting populations
- Average Southern Rust tolerance

CROPLAN CP5050VT4PRO™ VT4PRO

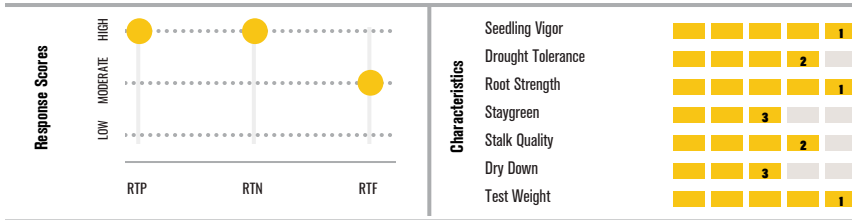
Relative Maturity: 110



- Highly versatile hybrid with the VT4P trait for the 110RM group
- Strong agronomics with very good drought tolerance and late season stalks
- Nice ear flex for variable planting populations
- Manage for Southern Rust

CROPLAN CP5115VT2P

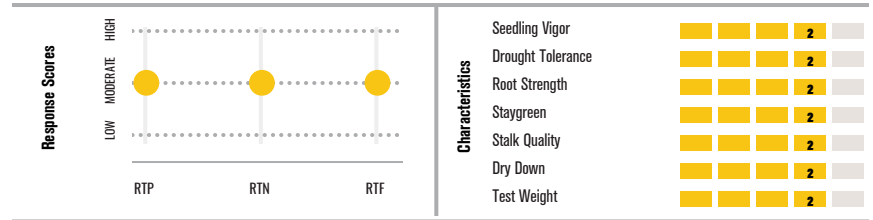
Relative Maturity: 111



- Best suited for variable to tough acres
- Excellent emergence, seedling vigor and roots
- Semi-flex ear; plant at moderate populations
- Avoid areas with Goss's Wilt history

CROPLAN CP5132SS

Relative Maturity: 111



- Strong yielding SmartStax® hybrid replaces with broad adaptability
- Very good late season standability and intactness with nice grain quality
- Responds well to higher management

KEY

SCALE:
 1 = Excellent
 2 = Strong
 3 = Acceptable
 4 = Manage
 5 = Not Recommended

Product descriptions and ratings are generated from Answer Plot® trials and/or from the genetics supplier and may change as additional data is gathered.

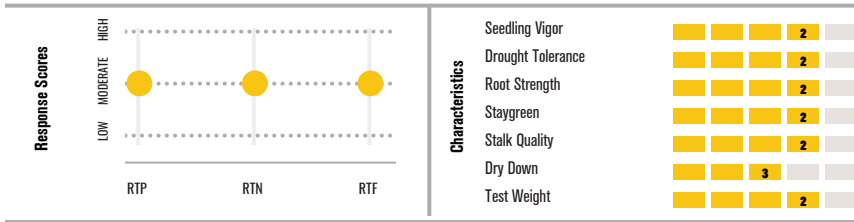


CROPLAN® corn silage hybrids that consistently perform for high-quality and high-tonnage in Answer Plot® trials.

CROPLAN CP5208VT2P

VTDoublePRO
R2D COMPLETE

Relative Maturity: 112



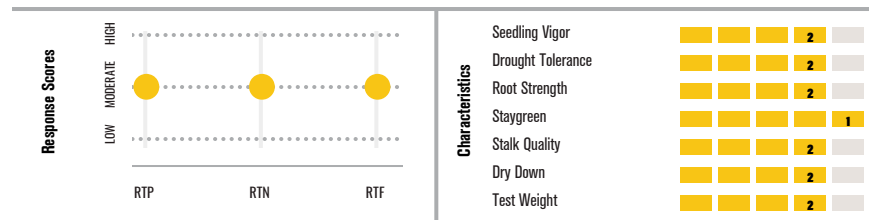
- Versatile product that can move east to west across the Corn Belt
- Flexible hybrid that can handle low-end to high-end acres
- Moderate response to fungicide, which can help with late season health
- Harvest timely to avoid late season standability issues.

CROPLAN CP5249PCE

POWERCORE
R2D COMPLETE



Relative Maturity: 112

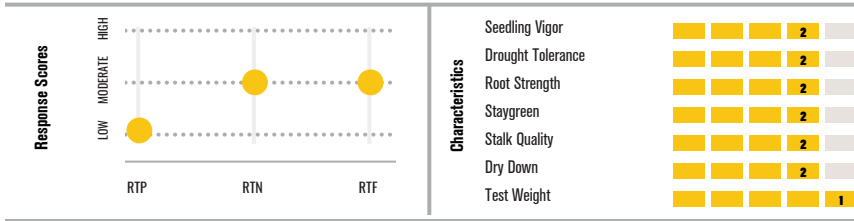


- Broadly adapted with very good agronomics and high-yield potential
- Big flex ear with very good late season health and intactness
- Above average tar spot tolerance

CROPLAN CP5272VT2P

VTDoublePRO
R2D COMPLETE

Relative Maturity: 112



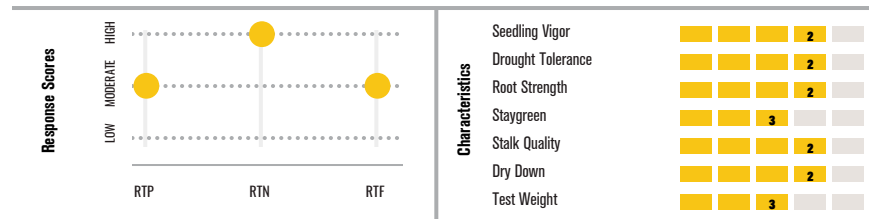
- Broadly adapted, workhorse style hybrid that can deliver top end yield potential
- Strong ear flex with excellent grain quality and test weight
- Very good drought tolerance, late season health, and intactness
- Acceptable Southern Rust tolerance

CROPLAN CP5320SSPRO

SmartStax PRO
R2D COMPLETE



Relative Maturity: 113



- Key 113 RM SmartStax® PRO hybrid; handles marginal-to-highly productive, rotated and corn-on-corn acres
- Strong emergence, stalks and disease package; early vigor with dual purpose silage option
- Semi-flex ear allows for moderate planting populations
- Tall plant type with higher ear placement

KEY

SCALE:
1 = Excellent
2 = Strong
3 = Acceptable
4 = Manage
5 = Not Recommended

Product descriptions and ratings are generated from Answer Plot® trials and/or from the genetics supplier and may change as additional data is gathered.

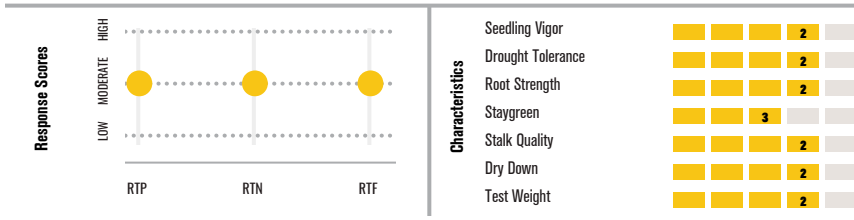


CROPLAN® corn silage hybrids that consistently perform for high-quality and high-tonnage in Answer Plot® trials.

CROPLAN CP5336VT2P

VTDoublePRO
RIB COMPLETE

Relative Maturity: 113

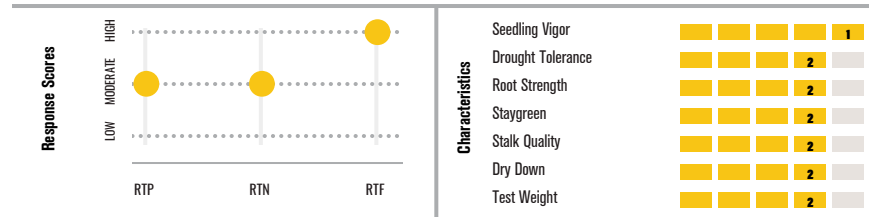


- Position in average to high-yield environments to maximize performance
- Very good emergence, roots, stalks and drought tolerance
- Strong Goss's Wilt tolerance

CROPLAN CP5363TRE

Trecepta
RIB COMPLETE

Relative Maturity: 113



- High-yield potential when placed on medium-to-highly productive acres
- Excellent emergence with strong late season stalks and drought tolerance
- Manage key diseases and late season intactness with fungicide application
- Fungicide is recommended in areas where gray leaf spot and Southern Rust are a concern

CROPLAN CP5370VT2P

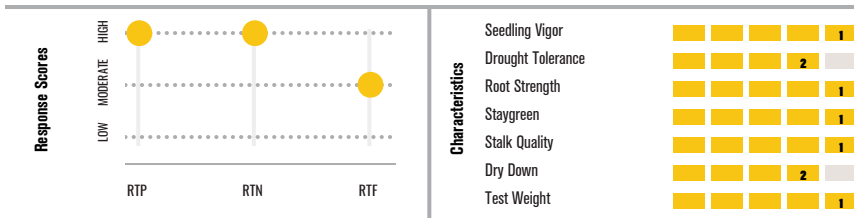
VTDoublePRO
RIB COMPLETE

SmartStax
RIB COMPLETE



SS/RIB*

Relative Maturity: 113

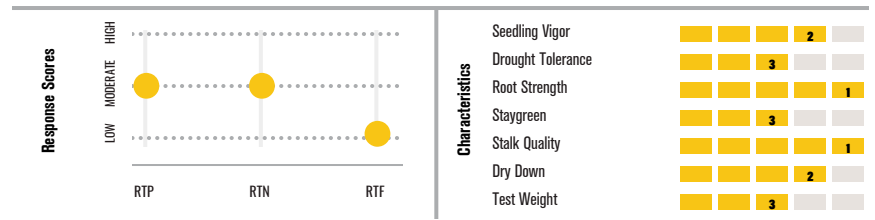


- Versatile, dual-purpose product; adapted across multiple yield environments
- Excellent stalks, roots and test weight; strong drydown
- Optimize yield potential with enhanced nitrogen management; moderate-to-high plant densities
- Best positioned on rotated acres; ear tip back influenced by genetics

CROPLAN CP6640RR

Roundup Ready 2
EON 2

Relative Maturity: 113



- Versatile hybrid with excellent heat tolerance and yield potential
- Medium-short hybrid with strong stalks and solid agronomics
- Position at moderate-to-low populations to maximize girthy flex ear
- Use caution in areas with high risk of greensnap

KEY

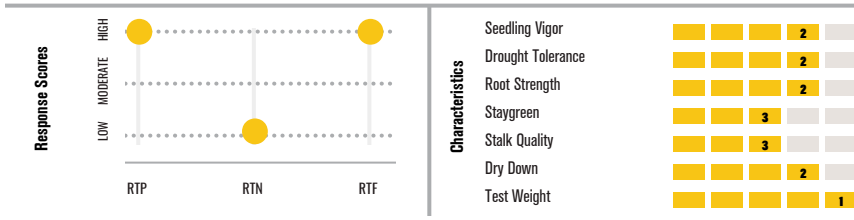
SCALE:
 1 = Excellent
 2 = Strong
 3 = Acceptable
 4 = Manage
 5 = Not Recommended

Product descriptions and ratings are generated from Answer Plot® trials and/or from the genetics supplier and my change as additional data is gathered.



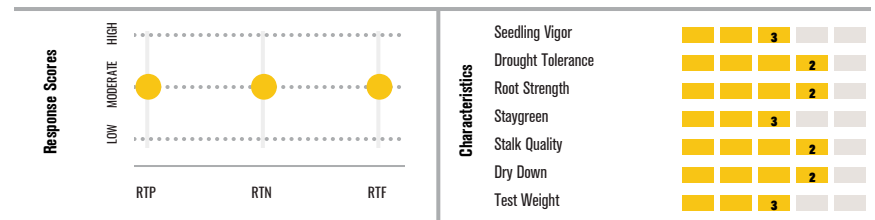
CROPLAN® corn silage hybrids that consistently perform for high-quality and high-tonnage in Answer Plot® trials.

Relative Maturity: 114



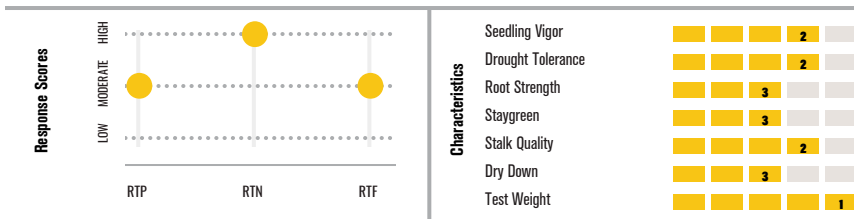
- Widely adapted east to west across multiple soil types and yield levels
- Strong roots and drought tolerance with excellent test weight
- Semi-flex ear and high response-to-population score allow positioning across yield environments
- Manage fields with history of Anthracnose and Southern Rust

Relative Maturity: 115



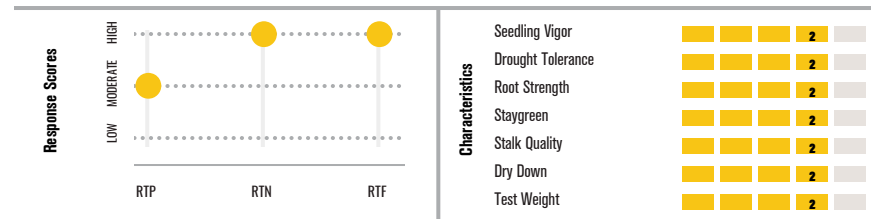
- Position on average-to-high-yield potential acres; dual purpose option
- Solid agronomic and disease package
- Keep plant densities moderate to high
- Acceptable Goss's Wilt tolerance

Relative Maturity: 116



- Broadly adapted across yield environments; medium flower date offers north to south movement across maturity zones
- Medium-height plant with wide leaves and a girthy semi-flex ear
- Position at moderate populations with enhanced nitrogen management for high-yield-potential

Relative Maturity: 116



- Broadly adapted across yield environments; excels on highly productive acres
- Strong agronomic package; very good grain quality
- Semi-flex ear allows for variable planting populations

KEY

SCALE:
 1 = Excellent
 2 = Strong
 3 = Acceptable
 4 = Manage
 5 = Not Recommended

Product descriptions and ratings are generated from Answer Plot® trials and/or from the genetics supplier and may change as additional data is gathered.



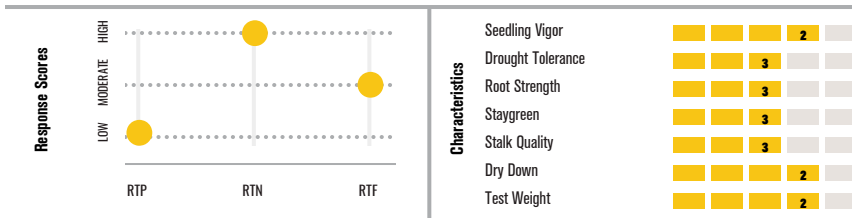
CROPLAN® corn silage hybrids that consistently perform for high-quality and high-tonnage in Answer Plot® trials.

CROPLAN CP5760TRE

Trecepta
RIB COMPLETE



Relative Maturity: 117



- Outstanding performance potential from east to west
- Top-end yield potential with good ear flex capabilities
- Versatile placement across soil types at moderate populations
- Fungicide recommended to enhance protection against Southern Rust

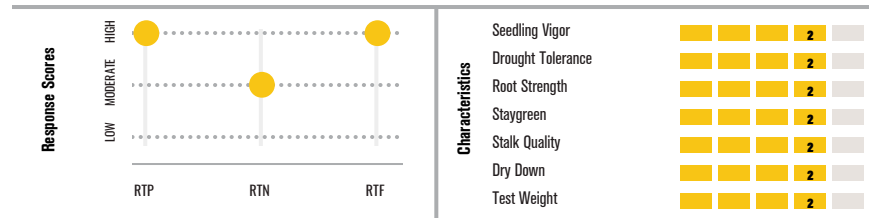
NEW

CROPLAN CP5777SSPRO

SmartStax PRO
RIB COMPLETE



Relative Maturity: 117



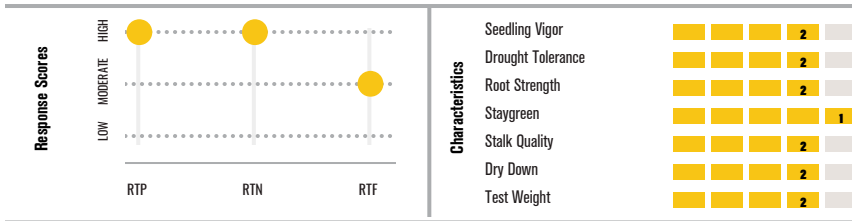
- Full season dual purpose CRW hybrid with exceptional silage tonnage
- Solid overall agronomics and girthy ear flex
- Moderate RTN for flexibility across yield zones and management levels
- Manage for NCLB; High RTF will add yield potential with a fungicide application

CROPLAN CP5796RR

Roundup Ready 2
CORN

NEW

Relative Maturity: 117



- New full season refuge hybrid for the Delta and Southeast
- Excellent staygreen with strong seedling vigor, roots, and stalks.
- Solid overall disease tolerance with a Moderate RTF
- High RTN so manage Nitrogen rates according to field yield potential

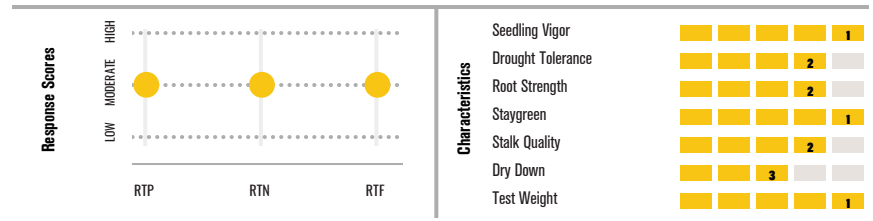
CROPLAN CP5893TRE

Trecepta
RIB COMPLETE

Roundup Ready 2
CORN



RR
Relative Maturity: 118



- Fits well in the Southern U.S. and Delta regions
- Full-season offering with excellent emergence and seedling vigor
- Strong stalks and roots with good late season health
- Strong Southern Rust tolerance

KEY

SCALE:
1 = Excellent
2 = Strong
3 = Acceptable
4 = Manage
5 = Not Recommended

Product descriptions and ratings are generated from Answer Plot® trials and/or from the genetics supplier and may change as additional data is gathered.

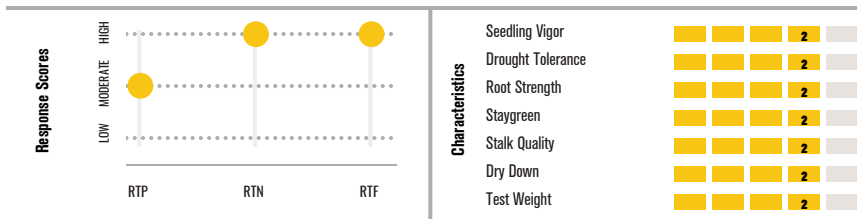


CROPLAN® corn silage hybrids that consistently perform for high-quality and high-tonnage in Answer Plot® trials.

CROPLAN CP5911VT2P

Relative Maturity: 119

VTDoublePRO
RUST COMPLETE



- High-yield potential, full season hybrid with very good agronomics and drought tolerance
- Semi-flex ear to allow for variable planting populations
- Very good staygreen and late season intactness
- Good tolerance to Southern Rust

KEY

SCALE:
1 = Excellent
2 = Strong
3 = Acceptable
4 = Manage
5 = Not Recommended

Product descriptions and ratings are generated from Answer Plot® trials and/or from the genetics supplier and may change as additional data is gathered.



CROPLAN® corn silage hybrids that consistently perform for high-quality and high-tonnage in Answer Plot® trials.

| BRAND | Relative Maturity | Response-to Population [RTP] 1 | Response-to Nitrogen [RTN] 1 | Response-to Fungicide [RTF] 1 | GDU to Maturity ** | Mid-pollination** | GDU to Flower Date 2 | Plant Height 3 | Ear Height 4 | Cob Color | Ear Flex 5 | Kernel Rows |
|-----------------------|-------------------|--------------------------------|------------------------------|-------------------------------|--------------------|-------------------|----------------------|----------------|--------------|-----------|------------|-------------|
| RM: 81-96 | | | | | | | | | | | | |
| CP2180VT2P* | 81 | M | M | M | 2025 | 1070 | M-E | M | M | RED | SF | 18-20 |
| CP2288VT2P* | 82 | H | H | M | 2065 | 1090 | M | M | M | RED | SF | 16-18 |
| CP2324VT2P* | 83 | M | M | M | 2075 | 1100 | M | M | M | PINK | SF | 16-18 |
| CP2585VT2P* | 85 | M | H | H | 2125 | 1120 | M | M | M | RED | SF | 16-18 |
| CP2520RR | 86 | M | M | M | 2125 | 1120 | M | M-T | M | RED | SF | 16-20 |
| NEW CP2667VT2P | 86 | M | NA | NA | 2140 | 1130 | M | M | M | RED | SF | 14-16 |
| CP2790VT2P* | 87 | L | H | H | 2175 | 1130 | E | M | M | RED | SF | 16-18 |
| CP2845VT2P* [SS/RIB]* | 89 | H | H | H | 2210 | 1150 | E | M-T | M | RED | SF | 16-18 |
| CP3143VT2P* | 91 | L | H | M | 2290 | 1200 | M-L | M-T | M-H | RED | SF | 18-20 |
| NEW CP3104VT4P | 91 | M | H | M | 2275 | 1200 | L | M-T | H | RED | SF | 18-20 |
| CP3276SSPRO* | 92 | M | M | M | 2310 | 1210 | M-L | M | M | RED | SF | 14-16 |
| CP3314VT2P* | 93 | M | L | M | 2330 | 1210 | M | M | M | RED | FL | 16-18 |
| CP3330AVT2P* | 93 | M | M | M | 2320 | 1210 | M | M-T | M-H | RED | SF | 16-18 |
| CP3337RR | 93 | M | M | M | 2310 | 1190 | E | M | M | RED | FL | 16-18 |
| CP3490VT2P* | 94 | M | M | H | 2360 | 1230 | M-L | M-T | M-H | RED | SF | 18-20 |
| CP3519SS* | 95 | M | H | H | 2380 | 1235 | M | M-T | M-H | RED | SF | 16-18 |
| NEW CP3595VT4P | 95 | M | H | L | 2375 | 1240 | L | T | H | RED | SF | 16-18 |
| CP3699RR | 96 | M | M | M | 2400 | 1240 | M | M-T | M-H | RED | SF | 16-18 |

KEY

Scale
 1 = Excellent
 2 = Strong
 3 = Acceptable
 4 = Manage
 5 = Not Recommended

Product descriptions and ratings are generated from Answer Plot® trials and/or from the genetics supplier and may change as additional data is gathered.

1 RTP/RTN/RTF Ratings

L = Low Response
 M = Moderate Response
 H = High Response

2 Flower Date

L = Late
 M = Medium
 E = Early

3 Plant Height

T = Tall
 M = Medium
 S = Short

4 Ear Height

H = High
 M = Medium
 L = Low

5 Ear Flex

FL = Flex
 SF = Semi-Flex
 FX = Fixed

| BRAND | Seedling Vigor | Stalk Quality | Root Strength | Staygreen ⁶ | Dry down | Drought Tolerance | Test Weight | Gray Leaf Spot | NCLB | Tar Spot | Common Rust | Southern Rust | Goss's Wilt | Anthraxnose Stalk Rot | Physoderma Node Breakage | Diplodia Ear Rot | |
|-----------------------|----------------|---------------|---------------|------------------------|----------|-------------------|-------------|----------------|------|----------|-------------|---------------|-------------|-----------------------|--------------------------|------------------|--|
| RM: 81-96 | | | | | | | | | | | | | | | | | |
| CP2180VT2P* | 2 | 3 | 2 | 3 | 2 | 3 | 3 | NA | 2 | NA | NA | NA | 3 | 3 | NA | NA | |
| CP2288VT2P* | 2 | 1 | 1 | 2 | 2 | 2 | 1 | NA | 2 | NA | NA | 4 | 2 | 3 | NA | NA | |
| CP2324VT2P* | 2 | 3 | 2 | 3 | 2 | 2 | 4 | 4 | 3 | 3 | 2 | 4 | 2 | 2 | 2 | 3 | |
| CP2585VT2P* | 2 | 2 | 2 | 2 | 3 | 3 | 3 | 4 | 3 | 4 | 2 | 2 | 3 | 2 | 2 | 2 | |
| CP2520RR | 3 | 3 | 1 | 3 | 2 | 1 | 3 | 3 | 3 | NA | 3 | NA | 4 | NA | NA | NA | |
| NEW CP2667VT2P | 3 | 2 | 2 | 2 | 2 | 2 | 2 | 2 | 2 | 4 | 2 | 4 | 2 | 2 | NA | 2 | |
| CP2790VT2P* | 1 | 3 | 2 | 3 | 2 | 1 | 2 | 3 | 2 | 4 | NA | 4 | 4 | 3 | NA | 2 | |
| CP2845VT2P* [SS/RIB]* | 1 | 2 | 1 | 3 | 1 | 1 | 3 | NA | 3 | 3 | 3 | NA | 4 | 4 | NA | NA | |
| CP3143VT2P* | 2 | 2 | 2 | 2 | 3 | 2 | 2 | 4 | 3 | 4 | 2 | 4 | 3 | 3 | 1 | 3 | |
| NEW CP3104VT4P | 2 | 3 | 2 | 2 | 2 | 2 | 2 | 3 | 3 | 3 | 2 | 4 | 3 | 2 | NA | 2 | |
| CP3276SSPRO* | 2 | 2 | 2 | 2 | 2 | 3 | 2 | 2 | 2 | 3 | 2 | 4 | 2 | 1 | NA | 2 | |
| CP3314VT2P* | 2 | 2 | 2 | 2 | 2 | 2 | 2 | 3 | 3 | NA | 3 | NA | 4 | NA | NA | NA | |
| CP3330AVT2P* | 2 | 1 | 1 | 2 | 2 | 2 | 2 | 3 | 3 | 2 | 2 | 4 | 2 | 1 | 2 | 3 | |
| CP3337RR | 2 | 3 | 1 | 3 | 2 | 1 | 2 | 4 | 2 | NA | 2 | NA | 5 | 3 | NA | NA | |
| CP3490VT2P* | 1 | 3 | 3 | 3 | 3 | 2 | 3 | 3 | 3 | 3 | NA | 3 | 3 | 3 | 3 | NA | |
| CP3519SS* | 2 | 2 | 2 | 2 | 2 | 2 | 2 | 4 | 2 | 2 | 2 | 4 | 3 | 1 | 2 | 2 | |
| NEW CP3595VT4P | 2 | 2 | 2 | 2 | 2 | 2 | 3 | 3 | 2 | 3 | 2 | 4 | 2 | 1 | NA | 2 | |
| CP3699RR | 1 | 1 | 1 | 3 | 3 | 2 | 2 | 3 | 3 | NA | 3 | NA | 3 | 3 | NA | NA | |

6 Staygreen
Late-season health coming from strong leaf-disease resistance, enhancing hybrid standability.

These ratings reflect trends observed in research trials that change with variations in rainfall, temperature, crop production patterns and other factors. Ratings on new hybrids are based on limited data and may change as more data is collected.

*Follow IRM guidelines and refuge configurations to preserve the benefits and insect protection of these technology crops.

**GDUs published for each product are an estimate and the actual GDUs in a given year/location can vary based upon environmental factors.

| BRAND | Relative Maturity | Response-to Population [RTP] 1 | Response-to Nitrogen [RTN] 1 | Response-to Fungicide [RTF] 1 | GDU to Maturity ** | Mid-pollination** | GDU to Flower Date 2 | Plant Height 3 | Ear Height 4 | Cob Color | Ear Flex 5 | Kernel Rows |
|-----------------------|-------------------|--------------------------------|------------------------------|-------------------------------|--------------------|-------------------|----------------------|----------------|--------------|-----------|------------|-------------|
| RM: 97-106 | | | | | | | | | | | | |
| CP3715SSPRO* | 97 | M | M | M | 2425 | 1242 | M-E | M-T | M-H | RED | SF | 18-20 |
| CP3724VT2P* | 97 | M | H | H | 2435 | 1250 | M | M-T | M | RED | SF | 16-18 |
| CP3790VT2P* | 97 | L | M | H | 2440 | 1260 | M-L | T | M-H | RED | SF | 16-18 |
| CP3818VT4P [TRE/RIB] | 98 | M | M | M | 2450 | 1260 | M | M-T | M | RED | SF | 16-18 |
| CP3852TRE* | 98 | M | M | H | 2450 | 1275 | L | M-T | M-H | RED | FL | 16-18 |
| CP3899VT2P* | 98 | H | H | H | 2450 | 1280 | L | M-T | M-H | PINK | SF | 16-20 |
| CP3980VT2P* | 99 | M | M | H | 2475 | 1270 | M | M-T | M-H | RED | SF | 14-16 |
| CP4024SSPRO* | 100 | H | H | H | 2500 | 1270 | M | M | M | RED | SF | 16-18 |
| CP4079VT2P* | 100 | M | M | H | 2480 | 1280 | M | M-T | M | RED | SF | 14-16 |
| CP4099SS* | 100 | H | H | H | 2500 | 1290 | L | M-T | M | PINK | SF | 16-20 |
| NEW CP4111VT4P | 101 | M | M | M | 2530 | 1280 | M | M | M | RED | SF | 16-18 |
| NEW CP4129PCE | 101 | M | NA | NA | 2525 | 1280 | M | M-T | M | WHITE | FL | 14-18 |
| CP4246SS* | 102 | M | H | H | 2550 | 1290 | M | M-T | M | RED | SF | 16-18 |
| CP4822VT2P* | 103 | M | L | L | 2575 | 1310 | L | M | M-H | RED | SF | 16-18 |
| CP4444VT2P* | 104 | H | L | L | 2580 | 1300 | M | T | M-H | RED | SF | 14-16 |
| CP4516TRE* | 105 | M | M | H | 2650 | 1309 | M-E | M | M | RED | SF | 16-18 |
| CP4652SSPRO* | 106 | L | H | M | 2625 | 1311 | M | M-T | H | RED | SF | 14-16 |
| CP4676SS* | 106 | M | H | M | 2650 | 1310 | M | M | M | PINK | SF | 16-18 |
| NEW CP4689PCE | 106 | M | H | M | 2660 | 1320 | L | M-T | M-H | PINK | SF | 16-18 |

KEY

Scale
 1 = Excellent
 2 = Strong
 3 = Acceptable
 4 = Manage
 5 = Not Recommended

Product descriptions and ratings are generated from Answer Plot® trials and/or from the genetics supplier and may change as additional data is gathered.

1 RTP/RTN/RTF Ratings

L = Low Response
 M = Moderate Response
 H = High Response

2 Flower Date

L = Late
 M = Medium
 E = Early

3 Plant Height

T = Tall
 M = Medium
 S = Short

4 Ear Height

H = High
 M = Medium
 L = Low

5 Ear Flex

FL = Flex
 SF = Semi-Flex
 FX = Fixed

| BRAND | Seedling Vigor | Stalk Quality | Root Strength | Staygreen ⁶ | Dry down | Drought Tolerance | Test Weight | Gray Leaf Spot | NCLB | Tar Spot | Common Rust | Southern Rust | Goss's Wilt | Anthraxnose Stalk Rot | Physoderma Node Breakage | Diplodia Ear Rot | |
|-----------------------|----------------|---------------|---------------|------------------------|----------|-------------------|-------------|----------------|------|----------|-------------|---------------|-------------|-----------------------|--------------------------|------------------|---|
| RM: 97-106 | | | | | | | | | | | | | | | | | |
| CP3715SSPRO* | 2 | 2 | 1 | 2 | 2 | 2 | 2 | 3 | 4 | 2 | 2 | 2 | 4 | 2 | 2 | 2 | 4 |
| CP3724VT2P* | 2 | 2 | 2 | 2 | 3 | 2 | 2 | 2 | 3 | 2 | NA | NA | 2 | 2 | NA | NA | |
| CP3790VT2P* | 2 | 2 | 4 | 2 | 2 | 2 | 2 | 4 | 3 | 3 | 2 | 3 | 2 | 3 | 5 | 4 | |
| CP3818VT4P [TRE/RIB] | 2 | 2 | 2 | 3 | 2 | 2 | 3 | 3 | 2 | 3 | 2 | 4 | 3 | 2 | NA | 2 | |
| CP3852TRE* | 2 | 2 | 2 | 2 | 2 | 2 | 3 | 3 | 3 | 3 | NA | NA | 2 | NA | NA | NA | |
| CP3899VT2P* | 1 | 2 | 2 | 2 | 3 | 2 | 2 | 4 | 4 | 3 | 3 | NA | 3 | 3 | NA | NA | |
| CP3980VT2P* | 2 | 3 | 2 | 3 | 2 | 3 | 3 | 2 | NA | 3 | NA | NA | 3 | 3 | 4 | NA | |
| CP4024SSPRO* | 2 | 2 | 2 | 3 | 2 | 2 | 3 | 3 | 2 | 4 | 2 | 4 | 3 | 2 | 2 | 2 | |
| CP4079VT2P* | 2 | 3 | 1 | 3 | 2 | 2 | 3 | 3 | 3 | 3 | NA | NA | 2 | 3 | NA | NA | |
| CP4099SS* | 1 | 2 | 1 | 3 | 3 | 2 | 3 | 4 | 4 | 3 | 3 | NA | 3 | 3 | NA | NA | |
| NEW CP4111VT4P | 2 | 2 | 3 | 3 | 2 | 3 | 3 | 3 | 2 | 3 | 2 | 2 | 2 | 2 | 2 | NA | 2 |
| NEW CP4129PCE | 1 | 1 | 1 | 2 | 2 | 3 | 2 | 2 | 2 | 2 | 1 | 2 | 1 | 1 | NA | 2 | |
| CP4246SS* | 2 | 2 | 2 | 3 | 2 | 3 | 2 | 3 | 3 | 2 | 2 | 4 | 2 | 1 | 2 | 3 | |
| CP4822VT2P* | 2 | 3 | 1 | 3 | 2 | 2 | 3 | 3 | 2 | 4 | 3 | NA | 3 | 3 | NA | NA | |
| CP4444VT2P* | 1 | 2 | 2 | 3 | 2 | 3 | 3 | 3 | 3 | 3 | NA | 3 | 3 | 3 | 3 | 3 | |
| CP4516TRE* | 2 | 3 | 2 | 2 | 2 | 3 | 2 | 3 | 3 | 4 | 2 | 3 | 2 | 2 | 2 | 3 | |
| CP4652SSPRO* | 2 | 2 | 2 | 2 | 3 | 2 | 3 | 4 | 3 | 3 | 2 | 4 | 2 | 2 | 2 | 3 | |
| CP4676SS* | 1 | 3 | 3 | 2 | 1 | 3 | 1 | 3 | 2 | NA | NA | 2 | 3 | 1 | NA | 2 | |
| NEW CP4689PCE | 2 | 1 | 1 | 1 | 2 | 2 | 1 | 2 | 1 | 1 | 1 | 4 | 2 | 1 | NA | 1 | |

6 Staygreen

Late-season health coming from strong leaf-disease resistance, enhancing hybrid standability.

These ratings reflect trends observed in research trials that change with variations in rainfall, temperature, crop production patterns and other factors. Ratings on new hybrids are based on limited data and may change as more data is collected.

*Follow IRM guidelines and refuge configurations to preserve the benefits and insect protection of these technology crops.

**GDUs published for each product are an estimate and the actual GDUs in a given year/location can vary based upon environmental factors.

| BRAND | Relative Maturity | Response-to Population [RTP] 1 | Response-to Nitrogen [RTN] 1 | Response-to Fungicide [RTF] 1 | GDU to Maturity ** | Mid-pollination* GDU to | Flower Date 2 | Plant Height 3 | Ear Height 4 | Cob Color | Ear Flex 5 | Kernel Rows |
|-----------------------|-------------------|--------------------------------|------------------------------|-------------------------------|--------------------|-------------------------|---------------|----------------|--------------|-----------|------------|-------------|
| RM: 107-113 | | | | | | | | | | | | |
| CP4757VT2P* | 107 | M | M | M | 2675 | 1320 | M | M | M-H | RED | SF | 18-20 |
| CP4770SS* | 107 | M | H | H | 2675 | 1340 | L | MT | M | RED | SF | 16-18 |
| CP4839PCE* | 108 | H | H | H | 2700 | 1350 | L | MT | M | PINK | SF | 16-20 |
| CP4840TRE* | 108 | M | L | H | 2700 | 1330 | M | MT | M | RED | SF | 18-20 |
| CP4880SS* | 108 | H | M | H | 2700 | 1330 | M | M-S | M | RED | SF | 14-16 |
| CP4917SSPRO* | 109 | L | M | H | 2725 | 1325 | M-E | T | M-H | RED | SF | 14-16 |
| CP4930DGVT2P* | 109 | M | M | M | 2725 | 1330 | M | M-T | M-H | RED | SF | 14-16 |
| NEW CP4949PCE | 109 | L | NA | NA | 2725 | 1330 | M | M-T | M | RED | FL | 16-20 |
| CP5050VT4P | 110 | H | M | H | 2750 | 1340 | M | M-T | M | RED | SF | 18-20 |
| CP5115VT2P* | 111 | H | H | M | 2775 | 1350 | M-L | M-T | M-H | RED | SF | 18-20 |
| CP5132SS* | 111 | M | M | M | 2775 | 1340 | M-E | T | M-H | RED | SF | 14-16 |
| CP5208VT2P* | 112 | M | M | M | 2800 | 1348 | NA | M | M | RED | SF | 16-18 |
| CP5249PCE | 112 | M | M | M | 2800 | 1360 | L | M-T | M | RED | FL | 16-20 |
| CP5272VT2P | 112 | L | M | M | 2800 | 1340 | M-E | M | M | RED | SF | 14-16 |
| CP5320SSPRO* | 113 | M | H | M | 2825 | 1360 | M-L | T | H | RED | SF | 16-18 |
| CP5336VT2P | 113 | M | M | M | 2825 | 1350 | M | T | M-H | RED | SF | 14-16 |
| CP5363TRE* | 113 | M | M | H | 2825 | 1370 | M-L | M-T | M | RED | SF | 16-18 |
| CP5370VT2P* [SS/RIB]* | 113 | H | H | M | 2830 | 1370 | M | T | M-H | PINK | SF | 18-20 |
| CP6640RR | 113 | M | M | L | 2825 | 1350 | M | M-S | M | RED | FL | 16-20 |

KEY

Scale
 1 = Excellent
 2 = Strong
 3 = Acceptable
 4 = Manage
 5 = Not Recommended

Product descriptions and ratings are generated from Answer Plot® trials and/or from the genetics supplier and may change as additional data is gathered.

1 RTP/RTN/RTF Ratings
 L = Low Response
 M = Moderate Response
 H = High Response

2 Flower Date
 L = Late
 M = Medium
 E = Early

3 Plant Height
 T = Tall
 M = Medium
 S = Short

4 Ear Height
 H = High
 M = Medium
 L = Low

5 Ear Flex
 FL = Flex
 SF = Semi-Flex
 FX = Fixed

| BRAND | Seedling Vigor | Stalk Quality | Root Strength | Staygreen ⁶ | Dry down | Drought Tolerance | Test Weight | Gray Leaf Spot | NCLB | Tar Spot | Common Rust | Southern Rust | Goss's Wilt | Anthraxnose Stalk Rot | Physoderma Node Breakage | Diplodia Ear Rot | |
|-----------------------|----------------|---------------|---------------|------------------------|----------|-------------------|-------------|----------------|------|----------|-------------|---------------|-------------|-----------------------|--------------------------|------------------|--|
| RM: 107-113 | | | | | | | | | | | | | | | | | |
| CP4757VT2P* | 3 | 3 | 2 | 3 | 2 | 2 | 2 | 3 | 2 | 3 | NA | 3 | 3 | 3 | 3 | NA | |
| CP4770SS* | 3 | 3 | 3 | 3 | 2 | 2 | 2 | 3 | 2 | 3 | NA | 5 | 1 | NA | NA | NA | |
| CP4839PCE* | 3 | 1 | 2 | 2 | 3 | NA | 2 | 2 | 2 | 2 | 2 | 4 | 2 | 1 | NA | 2 | |
| CP4840TRE* | 2 | 2 | 2 | 2 | 2 | 2 | 2 | 3 | 3 | 3 | NA | 1 | 3 | NA | NA | NA | |
| CP4880SS* | 2 | 2 | 2 | 3 | 3 | 3 | 2 | 3 | 3 | 4 | NA | 4 | 3 | 3 | 3 | NA | |
| CP4917SSPRO* | 2 | 2 | 2 | 3 | 2 | 2 | 3 | 2 | 2 | 4 | 2 | 2 | 2 | 2 | 2 | 2 | |
| CP4930DGV2P* | 3 | 3 | 3 | 3 | 2 | 3 | 3 | 3 | 3 | 4 | NA | 3 | 2 | 3 | 3 | NA | |
| NEW CP4949PCE | 2 | 2 | 2 | 1 | 2 | 3 | 2 | 2 | 2 | 2 | 1 | 3 | 1 | 1 | NA | 2 | |
| CP5050VT4P | 2 | 2 | 3 | 2 | 3 | 2 | 2 | 3 | 2 | 3 | 2 | 4 | 2 | 2 | NA | 2 | |
| CP5115VT2P* | 1 | 2 | 1 | 3 | 3 | 2 | 1 | 3 | 2 | 3 | NA | NA | 4 | 3 | 5 | 3 | |
| CP5132SS* | 2 | 2 | 2 | 2 | 2 | 2 | 2 | 2 | 2 | 3 | 2 | 2 | 2 | 1 | 1 | 3 | |
| CP5208VT2P* | 2 | 2 | 2 | 2 | 3 | 2 | 2 | 3 | 2 | 4 | NA | 1 | 2 | 2 | NA | NA | |
| CP5249PCE | 2 | 2 | 2 | 1 | 2 | 2 | 2 | 1 | 1 | 2 | 1 | 3 | 1 | 2 | NA | 1 | |
| CP5272VT2P | 2 | 2 | 2 | 2 | 2 | 2 | 1 | 2 | 2 | 3 | 2 | 3 | 2 | 2 | NA | 2 | |
| CP5320SSPRO* | 2 | 2 | 2 | 3 | 2 | 2 | 3 | 3 | 2 | 3 | 2 | 2 | 2 | 1 | 2 | 2 | |
| CP5336VT2P | 2 | 2 | 2 | 3 | 2 | 2 | 2 | 2 | 2 | 4 | 2 | 2 | 2 | 2 | NA | 2 | |
| CP5363TRE* | 1 | 2 | 2 | 2 | 2 | 2 | 2 | 3 | 2 | 3 | 2 | 2 | 3 | 1 | 1 | 3 | |
| CP5370VT2P* [SS/RIB]* | 1 | 1 | 1 | 1 | 2 | 2 | 1 | 3 | 2 | 2 | 3 | 3 | 4 | 2 | NA | NA | |
| CP6640RR | 2 | 1 | 1 | 3 | 2 | 3 | 3 | 3 | 2 | NA | 3 | NA | 4 | 3 | NA | 4 | |

6 Staygreen

Late-season health coming from strong leaf-disease resistance, enhancing hybrid standability.

These ratings reflect trends observed in research trials that change with variations in rainfall, temperature, crop production patterns and other factors. Ratings on new hybrids are based on limited data and may change as more data is collected.

*Follow IRM guidelines and refuge configurations to preserve the benefits and insect protection of these technology crops.

**GDUs published for each product are an estimate and the actual GDUs in a given year/location can vary based upon environmental factors.

| BRAND | Relative Maturity | Response-to Population [RTP] ① | Response-to Nitrogen [RTN] ① | Response-to Fungicide [RTF] ① | GDU to Maturity ** | Mid-pollination** | GDU to Flower Date ② | Plant Height ③ | Ear Height ④ | Cob Color | Ear Flex ⑤ | Kernel Rows |
|------------------------|-------------------|--------------------------------|------------------------------|-------------------------------|--------------------|-------------------|----------------------|----------------|--------------|-----------|------------|-------------|
| RM: 114-119 | | | | | | | | | | | | |
| CP5497VT2P* | 114 | H | L | H | 2850 | 1350 | M-E | M-T | M-H | RED | SF | 14-16 |
| CP5550VT2P* | 115 | M | M | M | 2850 | 1360 | M | M | M | PINK | SF | 14-16 |
| CP5678VT2P* | 116 | M | H | M | 2900 | 1360 | M | M | M | RED | SF | 14-16 |
| CP5682TRE* | 116 | M | H | H | 2900 | 1380 | M-L | M-T | M-H | RED | SF | 16-18 |
| CP5760TRE* | 117 | L | H | M | 2925 | 1370 | NA | T | M-H | PINK | SF | 16-18 |
| NEW CP5777SSPRO | 117 | H | M | H | 2925 | 1370 | M | T | M-H | RED | SF | 18-20 |
| NEW CP5796RR | 117 | H | H | M | 2925 | 1370 | M-L | M | M-L | RED | SF | 16-18 |
| CP5893TRE* [RR] | 118 | M | M | M | 3000 | 1385 | L | M | M-L | RED | SF | 18-20 |
| CP5911VT2P | 119 | M | H | H | 2975 | 1370 | M | T | M-H | RED | SF | 16-18 |

KEY

Scale

- 1 = Excellent
- 2 = Strong
- 3 = Acceptable
- 4 = Manage
- 5 = Not Recommended

Product descriptions and ratings are generated from Answer Plot® trials and/or from the genetics supplier and may change as additional data is gathered.

① RTP/RTN/RTF Ratings

- L = Low Response
- M = Moderate Response
- H = High Response

② Flower Date

- L = Late
- M = Medium
- E = Early

③ Plant Height

- T = Tall
- M = Medium
- S = Short

④ Ear Height

- H = High
- M = Medium
- L = Low

⑤ Ear Flex

- FL = Flex
- SF = Semi-Flex
- FX = Fixed

| BRAND | Seedling Vigor | Stalk Quality | Root Strength | Staygreen ⁶ | Dry down | Drought Tolerance | Test Weight | Gray Leaf Spot | NCLB | Tar Spot | Common Rust | Southern Rust | Goss's Wilt | Anthraxnose Stalk Rot | Physoderma Node Breakage | Diplodia Ear Rot | |
|------------------------|----------------|---------------|---------------|------------------------|----------|-------------------|-------------|----------------|------|----------|-------------|---------------|-------------|-----------------------|--------------------------|------------------|--|
| RM: 114-119 | | | | | | | | | | | | | | | | | |
| CP5497VT2P* | 2 | 3 | 2 | 3 | 2 | 2 | 1 | 2 | 3 | NA | NA | 3 | 3 | 4 | 4 | NA | |
| CP5550VT2P* | 3 | 2 | 2 | 3 | 2 | 2 | 3 | 3 | 3 | NA | NA | 4 | 3 | 1 | NA | 3 | |
| CP5678VT2P* | 2 | 2 | 3 | 3 | 3 | 2 | 1 | 3 | 2 | NA | NA | 3 | 3 | 3 | 3 | 3 | |
| CP5682TRE* | 2 | 2 | 2 | 2 | 2 | 2 | 2 | 2 | 2 | 3 | 2 | 3 | 3 | 2 | 2 | 3 | |
| CP5760TRE* | 2 | 3 | 3 | 3 | 2 | 3 | 2 | 3 | 3 | NA | NA | 4 | 3 | 2 | NA | NA | |
| NEW CP5777SSPRO | 2 | 2 | 2 | 2 | 2 | 2 | 2 | 2 | 4 | 3 | 2 | 2 | 3 | 2 | NA | 2 | |
| NEW CP5796RR | 2 | 2 | 2 | 1 | 2 | 2 | 2 | 2 | 2 | 3 | 2 | 2 | 2 | 2 | NA | 3 | |
| CP5893TRE* [RR] | 1 | 2 | 2 | 1 | 3 | 2 | 1 | 2 | 2 | 3 | 2 | 2 | 3 | 2 | 2 | 4 | |
| CP5911VT2P | 2 | 2 | 2 | 2 | 2 | 2 | 2 | 2 | 2 | 4 | 2 | 2 | 4 | 2 | NA | 2 | |

6 Staygreen

Late-season health coming from strong leaf-disease resistance, enhancing hybrid standability.

These ratings reflect trends observed in research trials that change with variations in rainfall, temperature, crop production patterns and other factors. Ratings on new hybrids are based on limited data and may change as more data is collected.

*Follow IRM guidelines and refuge configurations to preserve the benefits and insect protection of these technology crops.

**GDUs published for each product are an estimate and the actual GDUs in a given year/location can vary based upon environmental factors.

Product Name

Attributes

Placement

Product Name

Attributes

Placement

Product Name

Attributes

Placement

THIS IS WHAT BROAD ACCESS TO QUALITY GENETICS AND TRAITS LOOKS LIKE.

DISEASE & INSECT PROTECTION FOR SOYBEANS

Warden® CX II provides broad-spectrum protection against early-season disease and insects to help improve root health, plant vigor and optimize yield potential. Built from the strong foundation of Warden® CX, Warden CX II seed treatment includes an additional, innovative active ingredient (Vayantis®) for enhanced disease protection.

Warden® CX II Features and Benefits

Contains four fungicides for multiple modes of action against early-season disease:

- Combination of Vayantis (Picarbutrazox), a novel A.I., and the highest labeled rate of Mefanoxam commercially available for unprecedented control of Pythium and Phytophthora (including metalaxyl-resistant Pythium).
- Sedaxane (Vibrance®) for Rhizoctonia protection.
- Fludioxonil for protection from Fusarium.
- Includes active ingredient in Cruiser® insecticide (Thiamethoxam) with proven Cruiser® Vigor Effect for a healthier, robust root system. Cruiser insecticide provides protection against an array of seed- and foliar-feeding insects.
- A convenient premix formulation at a low use rate that allows for easier application and room to add products to your total seed treatment offer.
- Extra colorant and polymer provide a more vivid red color, plus improved flowability and handling at the planter, leading to better stand counts and yield potential.

Ascend® ST3® Features and Benefits

Ascend® ST3® plant growth regulator helps protect your seed investment from early season stress.

- Adding Ascend ST3 to Warden CX II supports emergence.
- With the addition of Ascend ST3, soybeans have the potential for faster emergence.
- Ascend ST3 boosts early development by enhancing germination, accelerating growth and promoting stronger roots.

WHY WINPAK® SOYBEAN VARIETIES?

WinPak®

WinPak® soybeans are a unique combination of two complimentary varieties blended together to maximize yield potential and help reduce risk. They're designed to handle field variability across both highly productive and stressed environments, helping to ensure you can maximize ROI potential across diverse conditions.

EXAMPLE OF HOW A WINPAK® VARIETY CAN BE FORMULATED

| | VARIETY A SAMPLE | VARIETY B SAMPLE |
|------------------|---|--|
| PLACEMENT | Average to below-average yield environments. | Best-suited to productive acres. |
| DISEASE PACKAGE | Strong soybean white mold and iron deficiency chlorosis (IDC) tolerance. | Excellent phytophthora root rot and frogeye field tolerance. |
| AGRONOMICS | <ul style="list-style-type: none"> ▪ Narrow canopy type ▪ Tall height ▪ Excellent standability | <ul style="list-style-type: none"> ▪ Bushy canopy type ▪ Medium height ▪ Average standability |
| STRESS TOLERANCE | Excellent stress tolerance. | Strong stress tolerance. |



SOYBEAN HERBICIDE TOLERANCE AND WEED CONTROL

Creating a plan for season-long weed management is critical. And it all starts with seed selection. There are several herbicide-tolerant traits available with full commercial approval, which offer great postemergence options.

| | GLYPHOSATE | GLUFONSINATE | 2,4-D CHOLINE | DICAMBA |
|------------|------------|--------------|---------------|---------|
| XTENDFLEX® | X | X | | X |
| ENLIST E3® | X | X | X | |

CROPLAN[®] TRAIT LETTERING FOR SOYBEAN VARIETIES

Descriptive variety numbering and trait lettering systems are used for CROPLAN soybean varieties.

| KEY | VARIETY | TRAIT HERBICIDE TOLERANCE | LOGO |
|-----------|---------------------------------|---|---|
| XF | XtendFlex [®] Soybeans | Roundup [®] , dicamba and glufosinate tolerant |  |
| E | Enlist E3 [®] Soybeans | Glyphosate, glufosinate and 2,4-D choline tolerant |  |
| S | STS [®] Soybeans | Sulfonylurea tolerant | STS[®] herbicide tolerant trait |

CROPLAN CP00824E

Group: 0.08



| | | | | | |
|--------------|-------------|------------------------|----------------|--|--|
| Height | MT | Characteristics | PRR Tolerance | | |
| Canopy Type | Bush | | SDS Tolerance | | |
| Emergence | 1 | | SWM Tolerance | | |
| Standability | 2 | | BSR Tolerance | | |
| | | | Iron Chlorosis | | |

- A larger plant type allows for movement onto lighter and/or more offensive soils
- Solid disease package for success in heavier soil types
- Manage for acres where soybean white mold is a concern; reduce populations and increase row spacings
- Early CROPLAN® Enlist E3® soybean with improved yield potential and PRR over CP00729E

NEW**CROPLAN CP0237E**

Group: 0.2



| | | | | | |
|--------------|-------------|------------------------|----------------|--|--|
| Height | M | Characteristics | PRR Tolerance | | |
| Canopy Type | Bush | | SDS Tolerance | | |
| Emergence | 1 | | SWM Tolerance | | |
| Standability | 2 | | BSR Tolerance | | |
| | | | Iron Chlorosis | | |

- New Enlist soybean with big yield potential and strong IDC
- Broad area placement that works on IDC ground, poorly drained soils and western lighter soils
- Strong IDC, PRR, and SWM tolerance
- Acceptable tolerance to SDS

CROPLAN CP0530E

Group: 0.5

**WinPak®****UPGRADED**

| | | | | | |
|--------------|------------|------------------------|----------------|--|--|
| Height | M | Characteristics | PRR Tolerance | | |
| Canopy Type | Int | | SDS Tolerance | | |
| Emergence | 1 | | SWM Tolerance | | |
| Standability | 2 | | BSR Tolerance | | |
| | | | Iron Chlorosis | | |

- Upgraded WinPak® variety consisting of CP0527E and CP0534E
- Upgraded yield potential with strong IDC and SWM tolerance
- Strong PRR package for poorly drained soils
- Agronomically sound variety with no major watchouts

CROPLAN CP0820E

Group: 0.8

**WinPak®**

| | | | | | |
|--------------|------------|------------------------|----------------|--|--|
| Height | M | Characteristics | PRR Tolerance | | |
| Canopy Type | Int | | SDS Tolerance | | |
| Emergence | 1 | | SWM Tolerance | | |
| Standability | 2 | | BSR Tolerance | | |
| | | | Iron Chlorosis | | |

- WinPak® variety consisting of CP0822E and CP0926E
- Offers versatility to handle offensive environments to stress-prone areas
- Half Peking variety and half PI88.788 for SCN control
- Has excluder gene for salt tolerance

KEY**SCALE:**

1 = Excellent
2 = Strong

3 = Acceptable

4 = Manage

5 = Not Recommended

Product descriptions and ratings are generated from Answer Plot® trials and/or from the genetics supplier and may change as additional data is gathered.

CROPLAN CP0926E

Group: 0.9



| | | | | | | |
|--------------|-----|-----------------|----------------|--|--|--|
| Height | M | Characteristics | PRR Tolerance | | | |
| Canopy Type | Int | | SDS Tolerance | | | |
| Emergence | 1 | | SWM Tolerance | | | |
| Standability | 1 | | BSR Tolerance | | | |
| | | | Iron Chlorosis | | | |

- Component in WinPak® variety CP0820E
- Strong, defensive bean for placement on soils prone to IDC or SWM
- Excellent IDC and SWM tolerance
- Has Peking SCN resistance for high SCN areas

NEW

CROPLAN CP1127E

Group: 1.1



| | | | | | | |
|--------------|-----|-----------------|----------------|--|--|--|
| Height | M | Characteristics | PRR Tolerance | | | |
| Canopy Type | Int | | SDS Tolerance | | | |
| Emergence | 1 | | SWM Tolerance | | | |
| Standability | 1 | | BSR Tolerance | | | |
| | | | Iron Chlorosis | | | |

- Also available in WinPak® variety 1160E
- Strong, defensive bean for placement on soils prone to IDC or SWM
- Excellent IDC with strong SWM tolerance
- Has Peking SCN resistance for high SCN areas

CROPLAN CP1160E

Group: 1.1



WinPak®

NEW

| | | | | | | |
|--------------|------|-----------------|----------------|--|--|--|
| Height | M | Characteristics | PRR Tolerance | | | |
| Canopy Type | Int | | SDS Tolerance | | | |
| Emergence | 1/NA | | SWM Tolerance | | | |
| Standability | 1 | | BSR Tolerance | | | |
| | | | Iron Chlorosis | | | |

- WinPak® variety consisting of CP1127E and CP1137E
- Genetically diverse WinPak® with improved yield potential and IDC over CP1130E
- Excellent PRR tolerance and standability; strong IDC and SWM tolerance
- Broadly adapted for all yield environments

CROPLAN CP1430E

Group: 1.4



WinPak®

| | | | | | | |
|--------------|-----|-----------------|----------------|--|--|--|
| Height | MT | Characteristics | PRR Tolerance | | | |
| Canopy Type | Int | | SDS Tolerance | | | |
| Emergence | 1 | | SWM Tolerance | | | |
| Standability | 2 | | BSR Tolerance | | | |
| | | | Iron Chlorosis | | | |


- WinPak® variety consisting of CP1425E and CP1522E
- Strong yield performance in 2024 Answer Plot® locations with strong IDC tolerance
- Excellent PRR package for poorly drained soils
- Acceptable SWM tolerance

KEY






SCALE:
 1 = Excellent
 2 = Strong
 3 = Acceptable
 4 = Manage
 5 = Not Recommended

Product descriptions and ratings are generated from Answer Plot® trials and/or from the genetics supplier and my change as additional data is gathered.

UPGRADED


CROPLAN CP1620E  **WinPak®**

Group: 1.6






| | | | | | |
|--------------|-----------------|------------------------|----------------|---|----------|
| Height | MT | Characteristics | PRR Tolerance |  | 3 |
| Canopy Type | Int/Bush | | SDS Tolerance |  | 2 |
| Emergence | 2 | | SWM Tolerance |  | 2 |
| Standability | 2 | | BSR Tolerance |  | 4 |
| | | | Iron Chlorosis |  | 2 |

- Upgraded WinPak® variety consisting of CP1624E and CP1627E
- Versatile WinPak variety; strong offensive/defensive combo from the components
- Strong agronomic package; strong standability and IDC
- Improved yield potential over last year's version of CP1620E

NEW


CROPLAN CP1627E  **WinPak®**

Group: 1.6





| | | | | | |
|--------------|------------|------------------------|----------------|---|----------|
| Height | MT | Characteristics | PRR Tolerance |  | 2 |
| Canopy Type | Int | | SDS Tolerance |  | 2 |
| Emergence | 1 | | SWM Tolerance |  | 2 |
| Standability | 1 | | BSR Tolerance |  | 5 |
| | | | Iron Chlorosis |  | 3 |

- Also available in WinPak® variety 1620E
- Offensive yield potential for productive soils with Peking SCN
- Strong SWM, SDS, and PRR with excellent standability
- Acceptable IDC tolerance

UPGRADED


CROPLAN CP1830E  **WinPak®**

Group: 1.8






| | | | | | |
|--------------|------------|------------------------|----------------|---|----------|
| Height | MT | Characteristics | PRR Tolerance |  | 1 |
| Canopy Type | Int | | SDS Tolerance |  | 2 |
| Emergence | 1 | | SWM Tolerance |  | 2 |
| Standability | 1 | | BSR Tolerance | N/A | |
| | | | Iron Chlorosis |  | 2 |

- Upgraded WinPak® variety consisting of CP1825E and CP1827E
- Broadly adapted WinPak variety that combines yield and agronomic strength
- Excellent standability; strong PRR, IDC and SWM tolerance
- Half Peking variety and half PI88.788 for SCN control

UPGRADED

CROPLAN CP2020E  **WinPak®**

Group: 2

| | | | | | |
|--------------|------------|------------------------|----------------|---|----------|
| Height | M | Characteristics | PRR Tolerance |  | 2 |
| Canopy Type | Int | | SDS Tolerance |  | 3 |
| Emergence | 2 | | SWM Tolerance |  | 2 |
| Standability | 1 | | BSR Tolerance |  | 2 |
| | | | Iron Chlorosis |  | 3 |

- WinPak® variety consisting of CP2024E and CP2027E
- Genetically diverse WinPak® upgraded yield potential and IDC tolerance
- Excellent standability with strong SWM, PRR, and BSR tolerance
- Acceptable SDS tolerance

KEY

SCALE:
 1 = Excellent
 2 = Strong
 3 = Acceptable
 4 = Manage
 5 = Not Recommended

Product descriptions and ratings are generated from Answer Plot® trials and/or from the genetics supplier and may change as additional data is gathered.

CROPLAN CP2024E

Group: 2



| | | | | | | | |
|--------------|------------|------------------------|----------------|--|--|--|--|
| Height | MS | Characteristics | PRR Tolerance | | | | |
| Canopy Type | Int | | SDS Tolerance | | | | |
| Emergence | 2 | | SWM Tolerance | | | | |
| Standability | 1 | | BSR Tolerance | | | | |
| | | | Iron Chlorosis | | | | |

- High yield potential single line Peking variety also in WinPak® variety CP2020E
- Strong performance west to east across many soil types
- Excellent standability; acceptable SWM tolerance, strong PRR and BSR tolerance
- Acceptable IDC tolerance

UPGRADED**CROPLAN CP2230E**

Group: 2.2

**WinPak®**

| | | | | | | | |
|--------------|------------|------------------------|----------------|------------|--|--|--|
| Height | MT | Characteristics | PRR Tolerance | | | | |
| Canopy Type | Int | | SDS Tolerance | | | | |
| Emergence | 2 | | SWM Tolerance | | | | |
| Standability | 2 | | BSR Tolerance | N/A | | | |
| | | | Iron Chlorosis | | | | |

- WinPak® variety consisting of CP2227E and CP2336E
- Broadly adapted with high yield potential and agronomic strength
- Strong SWM, SDS, and standability
- Average IDC; manage on high pH acres

CROPLAN CP2336E

Group: 2.3



| | | | | | | | |
|--------------|------------|------------------------|----------------|--|--|--|--|
| Height | MT | Characteristics | PRR Tolerance | | | | |
| Canopy Type | Int | | SDS Tolerance | | | | |
| Emergence | 2 | | SWM Tolerance | | | | |
| Standability | 2 | | BSR Tolerance | | | | |
| | | | Iron Chlorosis | | | | |

- A Peking variety with excellent PRR, BSR and SDS tolerance
- Excellent choice where Peking is needed for SCN
- Strong SWM with excellent standability on highly productive soils
- High-yield potential with PRR tolerance that works great for no-till and narrow rows

NEW**CROPLAN CP2530E**

Group: 2.5

**WinPak®**

| | | | | | | | |
|--------------|------------|------------------------|----------------|------------|--|--|--|
| Height | MT | Characteristics | PRR Tolerance | | | | |
| Canopy Type | Int | | SDS Tolerance | | | | |
| Emergence | 2 | | SWM Tolerance | | | | |
| Standability | 2 | | BSR Tolerance | N/A | | | |
| | | | Iron Chlorosis | | | | |

- WinPak® variety that consists of CP2527E and CP2627E
- High yield potential variety that moves east to west and can handle tougher soils
- Strong standability plus acceptable PRR, SDS, SWM, and IDC tolerance

KEY**SCALE:**

1 = Excellent
2 = Strong


3 = Acceptable

4 = Manage

5 = Not Recommended

Product descriptions and ratings are generated from Answer Plot® trials and/or from the genetics supplier and my change as additional data is gathered.

UPGRADED


CROPLAN CP2920E  **WinPak®**

Group: 2.9

| | | | | | | | | |
|--------------|-----------------|------------------------|----------------|-----|--|--|--|----------|
| Height | MT | Characteristics | PRR Tolerance | N/A | | | | |
| Canopy Type | Int/Bush | | SDS Tolerance | | | | | 2 |
| Emergence | 2 | | SWM Tolerance | | | | | 2 |
| Standability | 3 | | BSR Tolerance | N/A | | | | |
| | | | Iron Chlorosis | N/A | | | | |

- Upgraded WinPak® variety that consists of CP2826E and CP2927E
- Versatile variety that can move east to west and handles defensive to offensive soil types
- Improved SDS, and SWM allow this WinPak variety to move east to west
- Acceptable standability

UPGRADED


CROPLAN CP3120E  **WinPak®**

Group: 3.1

| | | | | | | | | |
|--------------|------------|------------------------|----------------|-----|--|--|----------|----------|
| Height | MT | Characteristics | PRR Tolerance | | | | | 1 |
| Canopy Type | Int | | SDS Tolerance | | | | 3 | |
| Emergence | 1 | | SWM Tolerance | | | | 3 | |
| Standability | 2 | | BSR Tolerance | N/A | | | | |
| | | | Iron Chlorosis | | | | 3 | |

- WinPak® variety consisting of CP3024ES and CP3126E
- Broad acre WinPak variety with top end yield potential
- Improved agronomics including SDS and SWM
- Acceptable IDC tolerance

UPGRADED


CROPLAN CP3330E  **WinPak®**

Group: 3.3

| | | | | | | | | |
|--------------|-----------------|------------------------|----------------|-----|--|--|----------|--|
| Height | MT | Characteristics | PRR Tolerance | | | | 2 | |
| Canopy Type | Int/Bush | | SDS Tolerance | | | | 3 | |
| Emergence | 1 | | SWM Tolerance | | | | 3 | |
| Standability | 2 | | BSR Tolerance | N/A | | | | |
| | | | Iron Chlorosis | | | | 3 | |

- WinPak® variety consisting of CP3327E and CP3426E
- Broad acre adaption from tough to high yielding environments
- Solid agronomic package combined with strong standability
- Caution on acres with history of BSR

UPGRADED

CROPLAN CP3620ES  **WinPak®**

Group: 3.6

| | | | | | | | | |
|--------------|-----------------|------------------------|----------------|-----|--|--|----------|----------|
| Height | MT | Characteristics | PRR Tolerance | | | | | 1 |
| Canopy Type | Int/Bush | | SDS Tolerance | | | | 2 | |
| Emergence | 1 | | SWM Tolerance | N/A | | | | |
| Standability | 2 | | BSR Tolerance | N/A | | | | |
| | | | Iron Chlorosis | | | | 3 | |

- WinPak® variety that consists of CP3626ES and CP3627ES
- Broad acre product that moves east to west; handles variable soils with top end yield potential
- Excellent PRR plus strong SDS and standability

KEY

SCALE:
 1 = Excellent
 2 = Strong
 3 = Acceptable
 4 = Manage
 5 = Not Recommended

Product descriptions and ratings are generated from Answer Plot® trials and/or from the genetics supplier and my change as additional data is gathered.

CROPLAN CP3830E

Group: 3.8

**WinPak®**

| | | | | | |
|---------------|----------|-----------------|----------------------|--|--|
| Height | MT | Characteristics | PRR Tolerance | | |
| Canopy Type | Int/Bush | | SDS Tolerance | | |
| Emergence | 1 | | Frogeye Leaf spot | | |
| Standability | 2 | | Southern Stem Canker | | |
| BSR Tolerance | NA | | Root-Knot Nematode | | |

- WinPak® variety consisting of CP3825E and CP3835E
- WinPak variety designed for Central and West
- Strong standability and SDS tolerance; acceptable IDC tolerance

UPGRADED**CROPLAN CP3920ES**

Group: 3.9

**WinPak®**

| | | | | | |
|---------------|----------|-----------------|----------------------|--|--|
| Height | MT | Characteristics | PRR Tolerance | | |
| Canopy Type | Int/Bush | | SDS Tolerance | | |
| Emergence | 2 | | Frogeye Leaf spot | | |
| Standability | 1 | | Southern Stem Canker | | |
| BSR Tolerance | 2/NA | | Root-Knot Nematode | | |

- Upgraded WinPak® variety consisting of CP3827ES & CP3925ES
- CP3925ES brings IDC protection to this WinPak variety and CP3827ES provides additional stress tolerance
- Outstanding agronomic package; excellent FELS tolerance, strong SDS & PRR tolerance
- Broadly adapted WinPak variety with high-yield potential and great defensive characteristics

CROPLAN CP4127ES

Group: 4.1

**NEW**

| | | | | | |
|---------------|----------|-----------------|----------------------|--|--|
| Height | MT | Characteristics | PRR Tolerance | | |
| Canopy Type | Int/Bush | | SDS Tolerance | | |
| Emergence | 1 | | Frogeye Leaf spot | | |
| Standability | 2 | | Southern Stem Canker | | |
| BSR Tolerance | 2 | | Root-Knot Nematode | | |

- NEW standalone variety with stress tolerance and yield
- Broadly adapted for use in the East, Central, and West
- Double stack PRR gene with excellent emergence and solid overall agronomics

CROPLAN CP4427ES

Group: 4.4

**NEW**

| | | | | | |
|---------------|----------|-----------------|----------------------|--|--|
| Height | M | Characteristics | PRR Tolerance | | |
| Canopy Type | Int/Bush | | SDS Tolerance | | |
| Emergence | 2 | | Frogeye Leaf spot | | |
| Standability | 2 | | Southern Stem Canker | | |
| BSR Tolerance | NA | | Root-Knot Nematode | | |

- NEW single line STS Excluder with beautiful eye appeal
- Stable performance across all soil types
- Strong standability with medium height and medium bush for versatility on row width options

KEY**SCALE:**

1 = Excellent
2 = Strong

3 = Acceptable

4 = Manage

5 = Not Recommended

Product descriptions and ratings are generated from Answer Plot® trials and/or from the genetics supplier and may change as additional data is gathered.

CROPLAN CP4827ES

Group: 4.8



NEW

| | | | | | |
|---------------|-----------------|-----------------|----------------------|--|----------|
| Height | MT | Characteristics | PRR Tolerance | | 2 |
| Canopy Type | Int/Bush | | SDS Tolerance | | 2 |
| Emergence | 2 | | Frogeye Leaf spot | | 1 |
| Standability | 3 | | Southern Stem Canker | | 1 |
| BSR Tolerance | NA | | Root-Knot Nematode | | 2 |

- **NEW** standalone variety that is broadly adapted East to West
- Position on well drained and drought prone soils for best performance; full season and double crop
- Double stack PRR gene with excellent Frogeye tolerance and solid overall agronomics
- Avoid poorly drained soils

CROPLAN CP4822ES

Group: 4.9



| | | | | | |
|---------------|-----------------|-----------------|----------------------|------------|----------|
| Height | MT | Characteristics | PRR Tolerance | | 3 |
| Canopy Type | Int/Bush | | SDS Tolerance | | 3 |
| Emergence | 2 | | Frogeye Leaf spot | | 2 |
| Standability | 2 | | Southern Stem Canker | N/A | |
| BSR Tolerance | NA | | Root-Knot Nematode | | 5 |

- **STS®**-tolerant excluder variety
- Broadly adapted east to west on most soil types including heavy clay soils
- Taller plant type with strong emergence and standability; excellent tolerance to Cercospora leaf spot
- Manage in areas with severe SDS and PRR

CROPLAN CP00346XF

Group: 0.03



| | | | | | |
|--------------|------------|-----------------|----------------|------------|----------|
| Height | M | Characteristics | PRR Tolerance | | 2 |
| Canopy Type | Int | | SDS Tolerance | N/A | |
| Emergence | NA | | SWM Tolerance | | 2 |
| Standability | 3 | | BSR Tolerance | N/A | |
| | | | Iron Chlorosis | | 2 |

- Solid yield potential as the earliest product in the CROPLAN® soybean lineup
- Versatile placement for variable soils
- Strong PRR tolerance and IDC tolerance
- Use caution on SCN-prone areas

CROPLAN CP00640XF

Group: 0.06



WinPak®

| | | | | | |
|--------------|-------------|-----------------|----------------|------------|----------|
| Height | MT | Characteristics | PRR Tolerance | | 2 |
| Canopy Type | Int | | SDS Tolerance | N/A | |
| Emergence | 2/NA | | SWM Tolerance | | 2 |
| Standability | 3 | | BSR Tolerance | N/A | |
| | | | Iron Chlorosis | | 3 |

- WinPak® variety consisting of CP00545XF and CP00744XF
- Broadly adapted for the northern U.S.; works well on variable soils
- Strong PRR and SWM tolerance with acceptable IDC tolerance
- Use caution under heavy SCN pressure

KEY

SCALE:
 1 = Excellent
 2 = Strong
 3 = Acceptable
 4 = Manage
 5 = Not Recommended

Product descriptions and ratings are generated from Answer Plot® trials and/or from the genetics supplier and my change as additional data is gathered.

CROPLAN CP00944XF



Group: 0.09

| | | | | | | |
|--------------|-----|-----------------|----------------|-----|--|--|
| Height | MT | Characteristics | PRR Tolerance | | | |
| Canopy Type | Int | | SDS Tolerance | N/A | | |
| Emergence | 1 | | SWM Tolerance | | | |
| Standability | 2 | | BSR Tolerance | | | |
| | | | Iron Chlorosis | | | |

- Proven soybean for planting across a broad area
- Solid defensive characteristics for tougher environments
- Top end yield potential with a taller plant type to aid movement onto lighter soil types
- Lower populations; use caution in heavy white mold environments

NEW

CROPLAN CP00947XF



Group: 0.09

| | | | | | | |
|--------------|----------|-----------------|----------------|-----|--|--|
| Height | MT | Characteristics | PRR Tolerance | | | |
| Canopy Type | Int/Bush | | SDS Tolerance | N/A | | |
| Emergence | 1 | | SWM Tolerance | N/A | | |
| Standability | 2 | | BSR Tolerance | N/A | | |
| | | | Iron Chlorosis | | | |

- Future replacement for CP00944XF with bigger yield potential
- Broadly adapted soybean that works on lighter and heavy soil types
- Top end yield potential with a taller plant type that works on lighter soils
- Strong standability with acceptable PRR and IDC tolerance

CROPLAN CP0240XF



WinPak®

NEW

Group: 0.2

| | | | | | | |
|--------------|----------|-----------------|----------------|-----|--|--|
| Height | MT | Characteristics | PRR Tolerance | | | |
| Canopy Type | Int/Bush | | SDS Tolerance | N/A | | |
| Emergence | 1/NA | | SWM Tolerance | | | |
| Standability | 3 | | BSR Tolerance | | | |
| | | | Iron Chlorosis | | | |

- WinPak® variety consisting of CP0246XF and CP0247XF
- WinPak® variety that works well across yield levels and soil types
- Very strong IDC tolerance and a solid PRR package with Rps3a gene resistance
- Use some caution in heavy SWM areas

CROPLAN CP0246XF



Group: 0.2

| | | | | | | |
|--------------|----------|-----------------|----------------|--|--|--|
| Height | MT | Characteristics | PRR Tolerance | | | |
| Canopy Type | Int/Bush | | SDS Tolerance | | | |
| Emergence | NA | | SWM Tolerance | | | |
| Standability | 3 | | BSR Tolerance | | | |
| | | | Iron Chlorosis | | | |

- Also available in WinPak® variety CP0240XF
- Broadly adapted variety that works on good ground and poorly drained IDC soils
- Strong IDC and PRR tolerance with Rps3a gene resistance to PRR
- Use caution on BSR-prone soils

KEY

SCALE:
 1 = Excellent
 2 = Strong
 3 = Acceptable
 4 = Manage
 5 = Not Recommended

Product descriptions and ratings are generated from Answer Plot® trials and/or from the genetics supplier and may change as additional data is gathered.

CROPLAN CP0440XF



WinPak®

Group: 0.4

| | | | | | |
|--------------|-----------------|------------------------|----------------|------------|--|
| Height | MT | Characteristics | PRR Tolerance | | |
| Canopy Type | Int/Bush | | SDS Tolerance | N/A | |
| Emergence | 1/NA | | SWM Tolerance | | |
| Standability | 2 | | BSR Tolerance | N/A | |
| | | | Iron Chlorosis | | |

- WinPak® variety consisting of CP0444XF and CP0555XF
- Genetically diverse WinPak variety; excellent yield potential
- Strong IDC and strong PRR for poorly drained soils
- Acceptable SWM tolerance

CROPLAN CP0555XF



WinPak®

Group: 0.5

| | | | | | |
|--------------|------------|------------------------|----------------|------------|--|
| Height | M | Characteristics | PRR Tolerance | | |
| Canopy Type | Int | | SDS Tolerance | | |
| Emergence | NA | | SWM Tolerance | | |
| Standability | 2 | | BSR Tolerance | N/A | |
| | | | Iron Chlorosis | | |

- Also available in WinPak® variety CP0440XF
- High yield potential on good ground
- Excellent PRR package for poorly drained soils

CROPLAN CP0740XF



WinPak®

UPGRADED

Group: 0.7

| | | | | | |
|--------------|------------|------------------------|----------------|------------|--|
| Height | MT | Characteristics | PRR Tolerance | | |
| Canopy Type | Int | | SDS Tolerance | N/A | |
| Emergence | 1 | | SWM Tolerance | | |
| Standability | 3 | | BSR Tolerance | | |
| | | | Iron Chlorosis | | |

- Upgraded WinPak® variety consisting of CP0747XF and CP0751XF
- Strong IDC and PRR tolerance
- Solid yield potential and strong defensive characteristics for versatile placement

CROPLAN CP0940XF



WinPak®

Group: 0.9

| | | | | | |
|--------------|-------------|------------------------|----------------|------------|--|
| Height | MT | Characteristics | PRR Tolerance | | |
| Canopy Type | Int | | SDS Tolerance | N/A | |
| Emergence | 1/NA | | SWM Tolerance | | |
| Standability | 2 | | BSR Tolerance | | |
| | | | Iron Chlorosis | | |

- WinPak® variety consisting of CP0955XF and CP1042XF
- Versatile placement across soil types and yield levels
- Strong SWM tolerance and PRR tolerance

KEY

SCALE:
 1 = Excellent
 2 = Strong
 3 = Acceptable
 4 = Manage
 5 = Not Recommended

Product descriptions and ratings are generated from Answer Plot® trials and/or from the genetics supplier and may change as additional data is gathered.

CROPLAN CP1240XF



WinPak®

Group: 1.2

| | | | | | |
|--------------|----------|-----------------|----------------|--|---|
| Height | MT | Characteristics | PRR Tolerance | | 2 |
| Canopy Type | Int/Bush | | SDS Tolerance | | 3 |
| Emergence | 1/NA | | SWM Tolerance | | 2 |
| Standability | 2 | | BSR Tolerance | | 2 |
| | | | Iron Chlorosis | | 2 |

- WinPak® variety consisting of CP1242XF and CP1246XF
- Versatile WinPak variety that works across many acres
- Strong agronomic package; high yield potential

CROPLAN CP1540XF



WinPak®

Group: 1.5

| | | | | | |
|--------------|-----|-----------------|----------------|--|---|
| Height | MT | Characteristics | PRR Tolerance | | 2 |
| Canopy Type | Int | | SDS Tolerance | | 3 |
| Emergence | 2 | | SWM Tolerance | | 2 |
| Standability | 2 | | BSR Tolerance | | 2 |
| | | | Iron Chlorosis | | 3 |

- WinPak® variety consisting of CP1443XF and CP1545XF
- Genetically diverse WinPak variety; excellent yield potential and stress tolerance
- Strong PRR and SWM tolerance
- Acceptable IDC tolerance

CROPLAN CP1840XF



WinPak®

Group: 1.8

| | | | | | |
|--------------|------|-----------------|----------------|--|---|
| Height | MT | Characteristics | PRR Tolerance | | 2 |
| Canopy Type | Int | | SDS Tolerance | | 2 |
| Emergence | 1/NA | | SWM Tolerance | | 2 |
| Standability | 1 | | BSR Tolerance | | 2 |
| | | | Iron Chlorosis | | 3 |

- WinPak® variety consisting of CP1846XF and CP1844XF
- Strong SWM and IDC tolerance
- Excellent BSR tolerance; strong agronomic package
- Tall variety with strong standability

CROPLAN CP2054XF



WinPak®

Group: 2

| | | | | | |
|--------------|-----|-----------------|----------------|--|---|
| Height | M | Characteristics | PRR Tolerance | | 2 |
| Canopy Type | Int | | SDS Tolerance | | 2 |
| Emergence | 1 | | SWM Tolerance | | 2 |
| Standability | 2 | | BSR Tolerance | | 1 |
| | | | Iron Chlorosis | | 3 |

- Single line that pairs strong agronomics with yield potential
- Strong PRR, SDS, and stress tolerance allows movement east to west
- Strong SWM and standability for heavy white mold acres
- Average IDC; manage on high pH acres

KEY

SCALE:
 1 = Excellent
 2 = Strong
 3 = Acceptable
 4 = Manage
 5 = Not Recommended

Product descriptions and ratings are generated from Answer Plot® trials and/or from the genetics supplier and my change as additional data is gathered.

CROPLAN CP2350XF



WinPak®

Group: 2.3

| | | | | | | |
|--------------|-------------|------------------------|----------------|--|----------|--|
| Height | MT | Characteristics | PRR Tolerance | | 3 | |
| Canopy Type | Int | | SDS Tolerance | | 2 | |
| Emergence | 2/NA | | SWM Tolerance | | 3 | |
| Standability | 3 | | BSR Tolerance | | 3 | |
| | | | Iron Chlorosis | | 2 | |

- WinPak® variety that consists of CP2244XF and CP2346XF
- WinPak® variety with broad-acre adaptability and high yield potential
- Acceptable PRR, SWM and standability to fit most acres going west

CROPLAN CP2540XF



WinPak®

Group: 2.5

| | | | | | | |
|--------------|-----------------|------------------------|----------------|--|----------|--|
| Height | MT | Characteristics | PRR Tolerance | | 2 | |
| Canopy Type | Int/Bush | | SDS Tolerance | | 3 | |
| Emergence | 2 | | SWM Tolerance | | 3 | |
| Standability | 3 | | BSR Tolerance | | 1 | |
| | | | Iron Chlorosis | | 2 | |

- WinPak® variety that consists of CP2543XF and CP2545XF
- Excellent product from West to East with proven genetic backgrounds
- Strong IDC tolerance; acceptable SDS protection
- Manage for SWM in susceptible environments

CROPLAN CP2846XF



Group: 2.8

| | | | | | | |
|--------------|-----------------|------------------------|----------------|--|----------|--|
| Height | M | Characteristics | PRR Tolerance | | 3 | |
| Canopy Type | Int/Bush | | SDS Tolerance | | 3 | |
| Emergence | NA | | SWM Tolerance | | 3 | |
| Standability | 2 | | BSR Tolerance | | 3 | |
| | | | Iron Chlorosis | | 3 | |

- Single line XtendFlex® variety with very good East to West adaptability and standability
- Broad acre adaptation from lower productive to highly productive
- Medium height with good tolerances to PRR, SDS, SWM and IDC

CROPLAN CP3146XF



Group: 3.1

| | | | | | | |
|--------------|-----------------|------------------------|----------------|--|----------|--|
| Height | MT | Characteristics | PRR Tolerance | | 3 | |
| Canopy Type | Int/Bush | | SDS Tolerance | | 4 | |
| Emergence | NA | | SWM Tolerance | | 4 | |
| Standability | 3 | | BSR Tolerance | | 3 | |
| | | | Iron Chlorosis | | 3 | |

- High-yield potential, single-line variety
- Position on medium to high-end acres with minimal stress
- Acceptable standability and IDC tolerance
- Caution on SWM and SDS pressured acres

KEY

SCALE:
 1 = Excellent
 2 = Strong
 3 = Acceptable
 4 = Manage
 5 = Not Recommended

Product descriptions and ratings are generated from Answer Plot® trials and/or from the genetics supplier and may change as additional data is gathered.

CROPLAN CP3547XF**NEW**

Group: 3.5

| | | | | | | | | |
|--------------|------------|------------------------|----------------|-----|--|---|--|---|
| Height | MT | Characteristics | PRR Tolerance | N/A | | | | |
| Canopy Type | Int | | SDS Tolerance | | | 3 | | |
| Emergence | 1 | | SWM Tolerance | | | 3 | | |
| Standability | 1 | | BSR Tolerance | | | | | 1 |
| | | | Iron Chlorosis | | | 4 | | |

- Single-line variety to replace CP3550XF
- Versatile variety from East to West with excellent performance on Western stress-prone acres
- Excellent standability and BSR
- Acceptable SDS and SWM tolerance

CROPLAN CP3845XFS

Group: 3.8

| | | | | | | | | |
|---------------|-----------------|------------------------|----------------------|-----|--|---|---|---|
| Height | MT | Characteristics | PRR Tolerance | | | 3 | | |
| Canopy Type | Int/Bush | | SDS Tolerance | | | | 2 | |
| Emergence | NA | | Frogeye Leaf spot | | | | 2 | |
| Standability | 2 | | Southern Stem Canker | | | | | 1 |
| BSR Tolerance | 1 | | Root-Knot Nematode | N/A | | | | |

- Broadly adapted east to west
- Very good standability and SDS tolerance
- Excluder with STS®

CROPLAN CP4246XFS

Group: 4.2

| | | | | | | | | |
|---------------|------------|------------------------|----------------------|--|--|---|---|---|
| Height | MT | Characteristics | PRR Tolerance | | | | 2 | |
| Canopy Type | Int | | SDS Tolerance | | | | 2 | |
| Emergence | NA | | Frogeye Leaf spot | | | | | 1 |
| Standability | 2 | | Southern Stem Canker | | | | | 2 |
| BSR Tolerance | NA | | Root-Knot Nematode | | | 4 | | |

- Strong standability enables toughness and top-end yield potential
- Broadly adapted variety that handles bottom ground to tough hills
- Very good standability and SDS tolerance
- Use caution on high pH soils

CROPLAN CP4545XFS

Group: 4.5

| | | | | | | | | |
|---------------|------------|------------------------|----------------------|--|---|---|--|---|
| Height | M | Characteristics | PRR Tolerance | | | | | 1 |
| Canopy Type | Int | | SDS Tolerance | | 4 | | | |
| Emergence | NA | | Frogeye Leaf spot | | | | | 1 |
| Standability | 1 | | Southern Stem Canker | | | | | 1 |
| BSR Tolerance | NA | | Root-Knot Nematode | | | 5 | | |

- Single-line XtendFlex® variety with strong yield stability across environments
- Well suited for most all soil types and drainage classes
- Excellent standability and PRR tolerance; strong IDC tolerance
- Manage in high SDS areas

KEY**SCALE:**










1 = Excellent
2 = Strong

3 = Acceptable

4 = Manage

5 = Not Recommended

Product descriptions and ratings are generated from Answer Plot® trials and/or from the genetics supplier and may change as additional data is gathered.

| | | | | | | | |
|---------------|-----------------|------------------------|----------------------|---|----------|---|---|
| Height | MT | Characteristics | PRR Tolerance |  | 2 |  | |
| Canopy Type | Int/Bush | | SDS Tolerance |  | 4 |  | |
| Emergence | NA | | Frogeye Leaf spot |  | 3 |  | |
| Standability | 3 | | Southern Stem Canker |  | | 1 |  |
| BSR Tolerance | NA | | Root-Knot Nematode |  | 3 |  | |
| | | | | | | | |

- Single-line variety with high yield potential
- Broad acre fit, from light sands to heavy soil types
- Excellent emergence and early-season vigor; excluder for high salt scenarios
- Manage in high SDS areas

KEY

SCALE:
 1 = Excellent
 2 = Strong
 3 = Acceptable
 4 = Manage
 5 = Not Recommended

Product descriptions and ratings are generated from Answer Plot® trials and/or from the genetics supplier and may change as additional data is gathered.

| BRAND | WinPak® Components | Relative Maturity | Determinate Indeterminate | SCN Resistance ¹ | PRR Gene ² | PRR Tolerance | SDS Tolerance | Chloride Tolerance | SWM Tolerance | BSR Tolerance | Iron Chlorosis | Southern Stem Canker ³ |
|----------------------------------|--------------------|-------------------|------------------------------|-----------------------------|-----------------------|---------------|---------------|--------------------|---------------|---------------|----------------|--------------------------------------|
| Enlist E3® - RM: 0.08-1.6 | | | | | | | | | | | | |
| CP00824E | | 0.08 | IND | PI88.788 | Rps3a | 1 | NA | Includer | 3 | 5 | 2 | 1 |
| NEW CP0237E | | 0.2 | IND | PI88.788 | Rps1k | 2 | 3 | Includer | 2 | 1 | 2 | 1 |
| ▲ CP0530E | CP0527E*/CP0534E* | 0.5 | IND | PI88.788 | Rps1k,H3a/NG | 2 | 2 | Inc/Exc | 2 | 1 | 2 | 1 |
| NEW CP0527E* | | 0.5 | IND | PI88.788 | NG | 2 | 2 | Excluder | 2 | 1 | 2 | 1 |
| CP0534E* | | 0.5 | IND | PI88.788 | Rps1k,H3a | 1 | 2 | Includer | 2 | 1 | 1 | 1 |
| CP0820E | CP0822E*/CP0926E | 0.8 | IND | Peking/PI88.788 | Rps1c/NG | 2 | 3/NA | Inc/Exc | 2 | 1/NA | 2 | 1 |
| CP0822E* | | 0.8 | IND | PI88.788 | NG | 2 | NA | Excluder | 2 | NA | 3 | NA |
| CP0926E | | 0.9 | IND | Peking | Rps1c | 2 | 3 | Includer | 1 | 1 | 1 | 1 |
| NEW CP1160E | CP1127E/CP1137E* | 1.1 | IND | Peking/PI88.788 | Rps1k,3a/1c | 1 | 3 | Includer | 2 | 2/NA | 2 | 1/NA |
| NEW CP1127E | | 1.1 | IND | Peking | Rps1c | 1 | 2 | Includer | 2 | NA | 1 | NA |
| NEW CP1137E* | | 1.1 | IND | PI88.788 | Rps1k,3a | 1 | 3 | Includer | 2 | 2 | 3 | 1 |
| CP1430E | CP1425E*/CP1522E* | 1.4 | IND | PI88.788 | Rps1c,3a/3a | 1 | 3 | Includer | 3 | 1/NA | 2 | 1/NA |
| CP1425E* | | 1.4 | IND | PI88.788 | Rps1c,3a | 1 | 3 | Includer | 2 | NA | 1 | 1 |
| CP1522E* | | 1.5 | IND | PI88.788 | Rps3a | 1 | 2 | Includer | 3 | 1 | 3 | NA |
| ▲ CP1620E | CP1624E*/CP1627E | 1.6 | IND | Peking | Rps1k,6/1k | 3 | 2 | Includer | 2 | 4 | 2 | 1/NA |
| CP1624E* | | 1.6 | IND | Peking | Rps1k,6 | 3 | 2 | Includer | 2 | 2 | 1 | NA |
| NEW CP1627E | | 1.6 | IND | Peking | Rps1k | 2 | 2 | Includer | 2 | 5 | 3 | 1 |

KEY

Scale

- 1 = Excellent
- 2 = Strong
- 3 = Acceptable
- 4 = Manage
- 5 = Not Recommended
- NG = No gene present

¹ SCN Resistant Source

Peking = These varieties contain SCN resistance genes from the Peking soybean breeding lines
PI88.788 = These varieties contain SCN resistance genes from the PI88.788 soybean breeding lines

² PRR Gene

Rps = Resistance to Phytophthora sojae
HRps = Heterozygous segregating Rps occurrence

³ Southern Stem Canker and Root-Knot Nematode

- 1 = Resistant
- 2 = Moderately Resistant
- 3 = Moderately Resistant–Moderately Susceptible
- 4 = Moderately Susceptible
- 5 = Susceptible

▲ This symbol indicates that there has been a new component added to the WinPak® variety.

Product descriptions and ratings are generated from Answer Plot® trials and/or from the genetics supplier and may change as additional data is gathered.

| BRAND | Frogeye Leaf Spot | Root-Knot Nematode ³ | Emergence | Standability | Stress Tolerance | Canopy Type ⁴ | Plant Height ⁵ | Flower Color ⁶ | Pubescence Type ⁷ | Pod Color ⁸ | Hilum Color ⁹ | |
|----------------------------------|-------------------|---------------------------------|-----------|--------------|------------------|--------------------------|---------------------------|---------------------------|------------------------------|------------------------|--------------------------|--|
| Enlist E3® - RM: 0.08-1.6 | | | | | | | | | | | | |
| CP00824E | NA | NA | 1 | 2 | 1 | Bush | M-T | P | GR | TN | BF | |
| NEW CP0237E | NA | NA | 1 | 2 | 2 | Bush | M | P | GR | TN | IB | |
| ▲ CP0530E | NA | NA | 1 | 2 | 1 | Int | M | P | GR | TN | IB | |
| NEW CP0527E* | NA | NA | 1 | 2 | 1 | Int | M | P | GR | TN | IB | |
| CP0534E* | NA | NA | 1 | 2 | 1 | Int | M | P | GR | TN | IB | |
| CP0820E | NA | NA | 1 | 2 | 2 | Int | M | P | GR | TN | BF/IB | |
| CP0822E* | NA | NA | 1 | 2 | 2 | Int | M | P | GR | TN | BF | |
| CP0926E | NA | NA | 1 | 1 | 1 | Int | M | P | GR | TN | IB | |
| NEW CP1160E | 1/NA | NA | 1/NA | 1 | 2/NA | Int | M | P/W | GR | TN | BF/IB | |
| NEW CP1127E | NA | NA | 1 | 1 | 2 | Int | M | P | GR | TN | IB | |
| NEW CP1137E* | 1 | NA | NA | 1 | NA | Int | M | W | GR | TN | BF | |
| CP1430E | NA | NA | 1 | 2 | 2 | Int | M-T | P | GR | TN | BF/IB | |
| CP1425E* | NA | NA | 1 | 2 | 1 | Int/Nar | M-T | P | GR | TN | IB | |
| CP1522E* | NA | NA | 1 | 2 | 2 | Int | M | P | GR | TN | BF | |
| ▲ CP1620E | 1/NA | NA | 2 | 2 | 2/NA | Int/Bush | M-T | P | GR/LTW | BR/TN | BF/BR | |
| CP1624E* | 1 | NA | 2 | 2 | NA | Int/Bush | M | P | LTW | TN | BR | |
| NEW CP1627E | NA | NA | 1 | 1 | 2 | Int | M-T | P | GR | BR | BF | |

4 Canopy Type

Nar = Narrow
Int = Intermediate
Bush = Bushy

5 Plant Height

T = Tall
M = Medium
S = Short

6 Flower Color

P = Purple
W = White

7 Pubescence Type

GR = Gray
TW = Tawny
LTW = Light Tawny

8 Pod Color

TN = Tan
BR = Brown

9 Hilum Color

YE = Yellow/Clear
GR = Gray
BL = Black
IB = Imperfect Black
BR = Brown
BF = Buff
SL = Slate
TN = Tan
IY = Imperfect Yellow

These ratings reflect trends observed in research trials that change with variations in rainfall, temperature, crop production patterns and other factors. Ratings on new soybean varieties are based on limited data and may change as more data is collected.

*WinPak® seed components only. Not for sale individually.

| BRAND | WinPak® Components | Relative Maturity | Determinate Indeterminate | SCN Resistance 1 | PRR Gene 2 | PRR Tolerance | SDS Tolerance | Chloride Tolerance | SWM Tolerance | BSR Tolerance | Iron Chlorosis | Southern Stem Canker 3 | |
|---------------------------------|--------------------|--------------------|------------------------------|------------------|------------|---------------|---------------|--------------------|---------------|---------------|----------------|---------------------------|---|
| Enlist E3® - RM: 1.8-3.1 | | | | | | | | | | | | | |
| ▲ CP1830E | CP1825E*/CP1827E* | 1.8 | IND | Peking/PI88.788 | Rps3a/1k | 1 | 2 | Includer | 2 | 1/NA | 2 | 1/NA | |
| | CP1825E* | 1.8 | IND | Peking | Rps1k | 1 | 2 | Includer | 2 | NA | 2 | 1 | |
| NEW | CP1827E* | 1.8 | IND | PI88.788 | Rps3a | 1 | 2 | Includer | 2 | 1 | 2 | NA | |
| ▲ CP2020E | CP2024E/CP2027E* | 2.0 | IND | Peking/PI88.788 | Rps3a/1k | 2 | 3 | Includer | 2 | 2 | 3 | 1/NA | |
| | CP2024E | 2.0 | IND | Peking | Rps1k | 2 | 4 | Includer | 2 | 2 | 3 | 1 | |
| NEW | CP2027E* | 2.0 | IND | PI88.788 | Rps3a | 1 | 2 | Includer | 2 | 1 | 2 | NA | |
| ▲ CP2230E | CP2227E*/CP2336E | 2.2 | IND | Peking | Rps1k | 2 | 2 | Includer | 2 | 1/NA | 3 | 1/NA | |
| NEW | CP2227E* | 2.2 | IND | Peking | Rps1k | 2 | 2 | Includer | 2 | NA | 2 | NA | |
| | CP2336E | 2.3 | IND | Peking | Rps1k | 1 | 2 | Includer | 2 | 1 | 3 | 1 | |
| NEW | CP2530E | CP2527E*/CP2627E* | 2.5 | IND | PI88.788 | Rps1k/H1k | 3 | 3 | Includer | 3 | 5/NA | 3 | 1 |
| NEW | CP2527E* | 2.5 | IND | PI88.788 | HRps1k | 2 | 3 | Includer | 2 | 5 | 3 | 1 | |
| NEW | CP2627E* | 2.6 | IND | PI88.788 | Rps1k | 3 | 2 | Includer | 3 | NA | 3 | 1 | |
| ▲ CP2920E | CP2826E*/CP2927E* | 2.9 | IND | Peking/PI88.788 | Rps1k/NG | 2/NA | 2 | Includer | 2 | NA | 2/NA | 1 | |
| | CP2826E* | 2.8 | IND | PI88.788 | NG | 2 | 2 | Includer | 2 | NA | 2 | 1 | |
| NEW | CP2927E* | 2.9 | IND | Peking | Rps1k | NA | 2 | Includer | 2 | NA | NA | 1 | |
| | CP3120E | CP3024ES*/CP3126E* | 3.1 | IND | PI88.788 | Rps1c/NG | 1 | 3 | Includer | 3 | 5/NA | 3 | 1 |
| | CP3024ES* | 3.0 | IND | PI88.788 | NG | 1 | 3 | Includer | 3 | 5 | 3 | 1 | |
| | CP3126E* | 3.1 | IND | PI88.788 | Rps1c | 1 | 3 | Includer | 3 | NA | 3 | 1 | |

KEY

Scale

- 1 = Excellent
- 2 = Strong
- 3 = Acceptable
- 4 = Manage
- 5 = Not Recommended
- NG = No gene present

1 SCN Resistant Source

Peking = These varieties contain SCN resistance genes from the Peking soybean breeding lines
PI88.788 = These varieties contain SCN resistance genes from the PI88.788 soybean breeding lines

2 PRR Gene

Rps = Resistance to Phytophthora sojae
HRps = Heterozygous segregating Rps occurrence

3 Southern Stem Canker and Root-Knot Nematode

- 1 = Resistant
- 2 = Moderately Resistant
- 3 = Moderately Resistant–Moderately Susceptible
- 4 = Moderately Susceptible
- 5 = Susceptible

▲ This symbol indicates that there has been a new component added to the WinPak® variety.

Product descriptions and ratings are generated from Answer Plot® trials and/or from the genetics supplier and may change as additional data is gathered.

| BRAND | Frogeye Leaf Spot | Root-Knot Nematode ³ | Emergence | Standability | Stress Tolerance | Canopy Type ⁴ | Plant Height ⁵ | Flower Color ⁶ | Pubescence Type ⁷ | Pod Color ⁸ | Hilum Color ⁹ | |
|---------------------------------|-------------------|---------------------------------|-----------|--------------|------------------|--------------------------|---------------------------|---------------------------|------------------------------|------------------------|--------------------------|--|
| Enlist E3® - RM: 1.8-3.1 | | | | | | | | | | | | |
| ▲ CP1830E | NA | NA | 1 | 1 | 1 | Int | M-T | P | GR | TN | BF | |
| CP1825E* | NA | NA | 1 | 1 | 1 | Int/Nar | M-T | P | GR | TN | BF | |
| NEW CP1827E* | NA | NA | 1 | 1 | 1 | Int | M-T | P | GR | TN | BF | |
| ▲ CP2020E | 4/NA | NA | 2 | 1 | 1/NA | Int | M | P | GR | BR/TN | BF/IB | |
| CP2024E | 4 | NA | 2 | 1 | NA | Int | M-S | P | GR | BR | IB | |
| NEW CP2027E* | NA | NA | 1 | 1 | 1 | Int | M | P | GR | TN | BF | |
| ▲ CP2230E | NA | NA | 2 | 2 | 2 | Int | M-T | P | GR/LTW | TN | BL/IB | |
| NEW CP2227E* | NA | NA | 1 | 2 | 2 | Int | M-T | P | LTW | TN | BL | |
| CP2336E | NA | NA | 2 | 2 | 1 | Int | M-T | P | GR | TN | IB | |
| NEW CP2530E | 2/NA | NA | 2 | 2 | 1/NA | Int | M-T | P/W | LTW | BR | BR/BL | |
| NEW CP2527E* | NA | NA | 2 | 2 | 1 | Int | M-T | W | LTW | BR | BL | |
| NEW CP2627E* | 2 | NA | 2 | 2 | NA | Int | M-T | P | LTW | BR | BR | |
| ▲ CP2920E | NA | NA | 2 | 3 | 1/NA | Int/Bush | M-T | P | LTW | BR/TN | BR/BL | |
| CP2826E* | NA | NA | 2 | 2 | 1 | Int/Bush | M-T | P | LTW | BR | BL | |
| NEW CP2927E* | NA | NA | 2 | 3 | NA | Int/Bush | M-T | P | LTW | TN | BR | |
| CP3120E | 2/NA | NA | 1 | 2 | 1 | Int | M-T | P | GR | BR | BF/IB | |
| CP3024ES* | 2 | NA | 1 | 2 | 1 | Int | M-T | P | GR | BR | IB | |
| CP3126E* | NA | NA | 1 | 2 | 1 | Int | M-T | P | GR | BR | BF | |

4 Canopy Type

Nar = Narrow
Int = Intermediate
Bush = Bushy

5 Plant Height

T = Tall
M = Medium
S = Short

6 Flower Color

P = Purple
W = White

7 Pubescence Type

GR = Gray
TW = Tawny
LTW = Light Tawny

8 Pod Color

TN = Tan
BR = Brown

9 Hilum Color

YE = Yellow/Clear
GR = Gray
BL = Black
IB = Imperfect Black
BR = Brown
BF = Buff
SL = Slate
TN = Tan
IY = Imperfect Yellow

These ratings reflect trends observed in research trials that change with variations in rainfall, temperature, crop production patterns and other factors. Ratings on new soybean varieties are based on limited data and may change as more data is collected.

*WinPak® seed components only. Not for sale individually.

| BRAND | WinPak® Components | Relative Maturity | Determinate Indeterminate | SCN Resistance ¹ | PRR Gene ² | PRR Tolerance | SDS Tolerance | Chloride Tolerance | SWM Tolerance | BSR Tolerance | Iron Chlorosis | Southern Stem Canker ³ |
|---------------------------------|---------------------|-------------------|------------------------------|-----------------------------|-----------------------|---------------|---------------|--------------------|---------------|---------------|----------------|--------------------------------------|
| Enlist E3® - RM: 3.3-4.9 | | | | | | | | | | | | |
| ▲ CP3330E | CP3327E*/CP3426E* | 3.3 | IND | PI88.788 | Rps1c | 2 | 3 | Includer | 3 | 5/NA | 3 | 1 |
| NEW | CP3327E* | 3.3 | IND | PI88.788 | Rps1c | 2 | 3 | Includer | 3 | 5 | 3 | 1 |
| | CP3426E* | 3.4 | IND | PI88.788 | Rps1c | 2 | 2 | Includer | 3 | NA | 3 | 1 |
| ▲ CP3620ES | CP3626ES*/CP3627ES* | 3.6 | IND | PI88.788 | Rps1c/1k | 1 | 2 | Includer | 3/NA | 1/NA | 3 | 1 |
| | CP3626ES* | 3.6 | IND | PI88.788 | Rps1c | 1 | 2 | Includer | 3 | NA | 3 | 1 |
| NEW | CP3627ES* | 3.6 | IND | PI88.788 | Rps1k | 1 | 1 | Includer | NA | 1 | 3 | 1 |
| CP3830E | CP3825E*/CP3835E* | 3.8 | IND | PI88.788 | Rps1k | 1 | 2 | Includer | NA | NA | 3 | 1 |
| | CP3825E* | 3.8 | IND | PI88.788 | Rps1k | 1 | 2 | Includer | NA | NA | 3 | 1 |
| | CP3835E* | 3.8 | IND | PI88.788 | Rps1k | 1 | 2 | Includer | NA | NA | 3 | 1 |
| ▲ CP3920ES | CP3827ES*/CP3925ES | 3.9 | IND | PI88.788 | NG | 2 | 2 | Inc/Exc | NA | 2/NA | 3 | 1 |
| NEW | CP3827ES* | 3.8 | IND | PI88.788 | NG | 1 | 2 | Includer | NA | 2 | 3 | 1 |
| | CP3925ES* | 3.9 | IND | PI88.788 | NG | 2 | 2 | Excluder | NA | NA | 2 | 1 |
| NEW | CP4127ES | 4.1 | IND | PI88.788 | Rps1k,3a | 2 | 2 | Excluder | NA | 2 | 3 | 1 |
| NEW | CP4427ES | 4.4 | IND | PI88.788 | Rps1k | NA | 2 | Excluder | NA | NA | 3 | 1 |
| | CP4822ES | 4.9 | IND | PI88.788 | NG | 3 | 3 | Excluder | NA | NA | NA | NA |
| NEW | CP4827ES | 4.8 | IND | PI88.788 | Rps1c,3a | 2 | 2 | Excluder | NA | NA | 3 | 1 |

KEY

Scale

- 1 = Excellent
- 2 = Strong
- 3 = Acceptable
- 4 = Manage
- 5 = Not Recommended
- NG = No gene present

¹ SCN Resistant Source

Peking = These varieties contain SCN resistance genes from the Peking soybean breeding lines
PI88.788 = These varieties contain SCN resistance genes from the PI88.788 soybean breeding lines

² PRR Gene

Rps = Resistance to Phytophthora sojae
HRps = Heterozygous segregating Rps occurrence

³ Southern Stem Canker and Root-Knot Nematode

- 1 = Resistant
- 2 = Moderately Resistant
- 3 = Moderately Resistant–Moderately Susceptible
- 4 = Moderately Susceptible
- 5 = Susceptible

▲ This symbol indicates that there has been a new component added to the WinPak® variety.

Product descriptions and ratings are generated from Answer Plot® trials and/or from the genetics supplier and may change as additional data is gathered.

| BRAND | Frogeye Leaf Spot | Root-Knot Nematode ³ | Emergence | Standability | Stress Tolerance | Canopy Type ⁴ | Plant Height ⁵ | Flower Color ⁶ | Pubescence Type ⁷ | Pod Color ⁸ | Hilum Color ⁹ | |
|---------------------------------|-------------------|---------------------------------|-----------|--------------|------------------|--------------------------|---------------------------|---------------------------|------------------------------|------------------------|--------------------------|--|
| Enlist E3® - RM: 3.3-4.9 | | | | | | | | | | | | |
| ▲ CP3330E | NA | NA | 1 | 2 | 2 | Int/Bush | M-T | W | LTW | BR/TN | BR/BL | |
| NEW CP3327E* | NA | NA | 1 | 2 | 2 | Int/Bush | M-T | W | LTW | TN | BR | |
| CP3426E* | NA | NA | 1 | 1 | 2 | Int/Bush | M-T | W | LTW | BR | BL | |
| ▲ CP3620ES | 2/NA | NA | 1 | 2 | 2 | Int/Bush | M-T | P/W | LTW | BR | BL | |
| CP3626ES* | NA | NA | 1 | 1 | 2 | Int | M-T | W | LTW | BR | BL | |
| NEW CP3627ES* | 2 | NA | 1 | 2 | 1 | Int/Bush | M-T | P | LTW | BR | BL | |
| CP3830E | 2 | NA | 1 | 2 | 1 | Int/Bush | M-T | W | LTW | BR | BL | |
| CP3825E* | 2 | NA | 1 | 2 | 1 | Int/Nar | M-T | W | LTW | BR | BL | |
| CP3835E* | 2 | NA | 1 | 2 | 1 | Int/Bush | M-T | W | LTW | BR | BL | |
| ▲ CP3920ES | 1 | 5 | 2 | 1 | 2 | Int/Bush | M-T | P/W | LTW | BR | BL | |
| NEW CP3827ES* | 1 | 5 | 1 | 1 | 1 | Int/Bush | M-T | P | LTW | BR | BL | |
| CP3925ES* | 1 | 5 | 2 | 1 | 2 | Int/Bush | M | W | LTW | BR | BL | |
| NEW CP4127ES | 2 | 5 | 1 | 2 | 2 | Int/Bush | M-T | W | LTW | BR | BR | |
| NEW CP4427ES | 2 | 5 | 2 | 2 | 2 | Int/Bush | M | P | LTW | BR | BL | |
| CP4822ES | 2 | 5 | 2 | 2 | NA | Int/Bush | M-T | W | GR | BR | BF | |
| NEW CP4827ES | 1 | 2 | 2 | 3 | 2 | Int/Bush | M-T | W | GR | TN | BF | |

4 Canopy Type

Nar = Narrow
Int = Intermediate
Bush = Bushy

5 Plant Height

T = Tall
M = Medium
S = Short

6 Flower Color

P = Purple
W = White

7 Pubescence Type

GR = Gray
TW = Tawny
LTW = Light Tawny

8 Pod Color

TN = Tan
BR = Brown

9 Hilum Color

YE = Yellow/Clear
GR = Gray
BL = Black
IB = Imperfect Black
BR = Brown
BF = Buff
SL = Slate
TN = Tan
IY = Imperfect Yellow

These ratings reflect trends observed in research trials that change with variations in rainfall, temperature, crop production patterns and other factors. Ratings on new soybean varieties are based on limited data and may change as more data is collected.

*WinPak® seed components only. Not for sale individually.

| BRAND | WinPak® Components | Relative Maturity | Determinate Indeterminate | SCN Resistance 1 | PRR Gene 2 | PRR Tolerance | SDS Tolerance | Chloride Tolerance | SWM Tolerance | BSR Tolerance | Iron Chlorosis | Southern Stem Canker 3 |
|----------------------------------|-----------------------|-------------------|---------------------------|------------------|--------------|---------------|---------------|--------------------|---------------|---------------|----------------|------------------------|
| XtendFlex® - RM: 0.03-1.2 | | | | | | | | | | | | |
| CP00346XF | | 0.03 | IND | NG | Rps1c | 2 | NA | Includer | 2 | NA | 2 | 1 |
| CP00640XF | CP00545XF*/CP00744XF* | 0.06 | IND | PI88.788/NG | Rps1c,3a/1c | 2 | NA | Includer | 2 | 2/NA | 3 | 1/NA |
| | CP00545XF* | 0.05 | IND | PI88.788 | Rps1c,3a | 2 | NA | Includer | 2 | NA | 2 | 1 |
| | CP00744XF* | 0.07 | IND | NG | Rps1c | 1 | NA | Includer | 2 | 2 | 4 | NA |
| CP00944XF | | 0.09 | IND | PI88.788 | Rps1c | 2 | NA | Includer | 4 | 2 | 3 | NA |
| NEW CP00947XF | | 0.09 | IND | PI88.788 | Rps1c | 3 | NA | Includer | NA | NA | 3 | NA |
| NEW CP0240XF | CP0246XF/CP0247XF* | 0.2 | IND | PI88.788 | Rps3a/1c | 3 | 2/NA | Includer | 4 | 4 | 2 | NA |
| | CP0246XF | 0.2 | IND | PI88.788 | Rps3a | 2 | 2 | Includer | 3 | 4 | 2 | NA |
| NEW CP0247XF* | | 0.2 | IND | PI88.788 | Rps1c | 4 | NA | Includer | 4 | 3 | 1 | NA |
| CP0440XF | CP0444XF*/CP0555XF | 0.4 | IND | PI88.788 | Rps1c,3a/1c | 2 | 3/NA | Includer | 3 | 1/NA | 2 | 1/NA |
| | CP0444XF* | 0.4 | IND | PI88.788 | Rps1c | 2 | NA | Includer | 3 | 1 | 1 | NA |
| CP0555XF | | 0.5 | IND | PI88.788 | Rps1c,3a | 1 | 3 | Includer | 3 | NA | 3 | 1 |
| ▲ CP0740XF | CP0747XF*/CP0751XF* | 0.7 | IND | PI88.788 | Rps1c,3a/1c | 2 | 3/NA | Includer | 3 | 1 | 2 | 1/NA |
| NEW CP0747XF* | | 0.7 | IND | PI88.788 | Rps1c | 1 | 3 | Includer | 2 | 1 | 2 | 1 |
| | CP0751XF* | 0.7 | IND | PI88.788 | Rps1c,3a | 2 | NA | Includer | 3 | 1 | 2 | NA |
| CP0940XF | CP0955XF*/CP1042XF* | 0.9 | IND | PI88.788 | HRps3a/1c | 2 | 2/NA | Includer | 2 | 3 | 2 | 1/NA |
| | CP0955XF* | 0.9 | IND | PI88.788 | Rps1c | 2 | 2 | Includer | 2 | 2 | 3 | 1 |
| | CP1042XF* | 1.0 | IND | PI88.788 | HRps3a | 2 | NA | Includer | 2 | 3 | 2 | NA |
| CP1240XF | CP1242XF*/CP1246XF* | 1.2 | IND | PI88.788 | Rps1c,3a/H3a | 2 | 3 | Includer | 2 | 2 | 2 | 1/NA |
| | CP1242XF* | 1.2 | IND | PI88.788 | HRps3a | 2 | 3 | Includer | 2 | 1 | 2 | NA |
| | CP1246XF* | 1.2 | IND | PI88.788 | Rps1c,3a | 2 | 2 | Includer | 1 | 3 | 2 | 1 |

KEY

Scale
 1 = Excellent
 2 = Strong
 3 = Acceptable
 4 = Manage
 5 = Not Recommended
 NG = No gene present

1 SCN Resistant Source

Peking = These varieties contain SCN resistance genes from the Peking soybean breeding lines
PI88.788 = These varieties contain SCN resistance genes from the PI88.788 soybean breeding lines

2 PRR Gene

Rps = Resistance to Phytophthora sojae
HRps = Heterozygous segregating Rps occurrence

3 Southern Stem Canker and Root-Knot Nematode

1 = Resistant
 2 = Moderately Resistant
 3 = Moderately Resistant-Moderately Susceptible
 4 = Moderately Susceptible
 5 = Susceptible

▲ This symbol indicates that there has been a new component added to the WinPak® variety.

Product descriptions and ratings are generated from Answer Plot® trials and/or from the genetics supplier and may change as additional data is gathered.

| BRAND | Frogeye Leaf Spot | Root-Knot Nematode ³ | Emergence | Standability | Stress Tolerance | Canopy Type ⁴ | Plant Height ⁵ | Flower Color ⁶ | Pubescence Type ⁷ | Pod Color ⁸ | Hilum Color ⁹ |
|----------------------------------|-------------------|---------------------------------|-----------|--------------|------------------|--------------------------|---------------------------|---------------------------|------------------------------|------------------------|--------------------------|
| XtendFlex® - RM: 0.03-1.2 | | | | | | | | | | | |
| CP00346XF | NA | NA | NA | 3 | NA | Int | M | P | GR | TN | BF |
| CP00640XF | 2/NA | NA | 2/NA | 3 | NA | Int | M-T | P | LTW | BR/TN | BR/GR |
| CP00545XF* | NA | NA | NA | 3 | NA | Int | M-T | P | LTW | TN | BR |
| CP00744XF* | 2 | NA | 2 | 2 | NA | Int | M | P | LTW | BR | GR |
| CP00944XF | NA | NA | 1 | 2 | NA | Int | M-T | P | LTW | BR | BL |
| NEW CP00947XF | NA | NA | 1 | 2 | NA | Int/Bush | M-T | P | GR | BR | BF |
| NEW CP0240XF | NA | NA | 1/NA | 3 | NA | Int/Bush | M-T | P | TW/LTW | BR | BR/BL |
| CP0246XF | NA | NA | NA | 3 | NA | Int/Bush | M-T | P | LTW | BR | BR |
| NEW CP0247XF* | NA | NA | 1 | 3 | NA | Int/Bush | M-T | P | TW | BR | BL |
| CP0440XF | NA | NA | 1/NA | 2 | NA | Int/Bush | M-T | P | GR/LTW | BR | GR/IB |
| CP0444XF* | NA | NA | 1 | 1 | NA | Int/Bush | M-T | P | GR | BR | IB |
| CP0555XF | NA | NA | NA | 2 | NA | Int | M | P | LTW | BR | GR |
| ▲ CP0740XF | NA | NA | 1 | 3 | 2/NA | Int | M-T | P | TW/LTW | BR/TN | BL |
| NEW CP0747XF* | NA | NA | 1 | 2 | 2 | Int | M | P | LTW | TN | BL |
| CP0751XF* | NA | NA | 1 | 3 | NA | Int | M-T | P | TW | BR | BL |
| CP0940XF | NA | NA | 1/NA | 2 | 2/NA | Int | M-T | P | LTW | TN | BL/BR |
| CP0955XF* | NA | NA | NA | 1 | NA | Int/Nar | M | P | LTW | TN | BL |
| CP1042XF* | NA | NA | 1 | 2 | 2 | Int/Bush | M-T | P | LTW | TN | BR |
| CP1240XF | NA | NA | 1/NA | 2 | 2/NA | Int/Bush | M-T | P | GR/LTW | BR/TN | BL/IB |
| CP1242XF* | NA | NA | 1 | 1 | 2 | Int | M-T | P | LTW | BR | BL |
| CP1246XF* | NA | NA | NA | 2 | NA | Int/Bush | M | P | GR | TN | IB |

4 Canopy Type

Nar = Narrow
Int = Intermediate
Bush = Bushy

5 Plant Height

T = Tall
M = Medium
S = Short

6 Flower Color

P = Purple
W = White

7 Pubescence Type

GR = Gray
TW = Tawny
LTW = Light Tawny

8 Pod Color

TN = Tan
BR = Brown

9 Hilum Color

YE = Yellow/Clear
GR = Gray
BL = Black
IB = Imperfect Black
BR = Brown
BF = Buff
SL = Slate
TN = Tan
IY = Imperfect Yellow

These ratings reflect trends observed in research trials that change with variations in rainfall, temperature, crop production patterns and other factors. Ratings on new soybean varieties are based on limited data and may change as more data is collected.

*WinPak® seed components only. Not for sale individually.

| BRAND | WinPak® Components | Relative Maturity | Determinate Indeterminate | SCN Resistance 1 | PRR Gene 2 | PRR Tolerance | SDS Tolerance | Chloride Tolerance | SWM Tolerance | BSR Tolerance | Iron Chlorosis | Southern Stem Canker 3 |
|---------------------------------|---------------------|-------------------|---------------------------|------------------|----------------|---------------|---------------|--------------------|---------------|---------------|----------------|------------------------|
| XtendFlex® - RM: 1.5-4.8 | | | | | | | | | | | | |
| CP1540XF | CP1443XF*/CP1545XF* | 1.5 | IND | PI88.788 | Rps1c,3a/1c,3a | 2 | 3 | Includer | 2 | 2 | 3 | 1 |
| CP1443XF* | | 1.4 | IND | PI88.788 | Rps1c,3a | 2 | 2 | Includer | 1 | 2 | 3 | 1 |
| CP1545XF* | | 1.5 | IND | PI88.788 | Rps1c,3a | 1 | 3 | Includer | 2 | 1 | 2 | 1 |
| CP1840XF | CP1846XF*/CP1844XF* | 1.8 | IND | PI88.788 | Rps1c,3a/NG | 2 | 2 | Inc/Exc | 2 | 2 | 3 | 1 |
| CP1844XF* | | 1.8 | IND | PI88.788 | NG | 2 | 2 | Includer | 2 | 1 | 3 | 1 |
| CP1846XF* | | 1.8 | IND | PI88.788 | Rps1c,3a | 2 | 2 | Excluder | 1 | 3 | 2 | 1 |
| CP2054XF | | 2.0 | IND | PI88.788 | NG | 2 | 2 | Includer | 2 | 1 | 3 | 1 |
| CP2350XF | CP2244XF*/CP2346XF* | 2.3 | IND | PI88.788 | Rps1c | 3 | 2 | Includer | 3 | 3 | 2 | 1 |
| CP2244XF* | | 2.2 | IND | PI88.788 | Rps1c | 3 | 1 | Includer | 2 | 4 | 2 | 1 |
| CP2346XF* | | 2.3 | IND | PI88.788 | Rps1c | 2 | 2 | Includer | 3 | 2 | 1 | 1 |
| CP2540XF | CP2543XF*/CP2545XF* | 2.5 | IND | PI88.788 | Rps1c | 2 | 3 | Includer | 3 | 1 | 2 | 1 |
| CP2543XF* | | 2.5 | IND | PI88.788 | Rps1c | 2 | 3 | Includer | 2 | 1 | 2 | 1 |
| CP2545XF* | | 2.5 | IND | PI88.788 | Rps1c | 2 | 2 | Includer | 3 | 1 | 2 | 1 |
| CP2846XF | | 2.8 | IND | PI88.788 | Rps1c | 3 | 3 | Includer | 3 | 3 | 3 | 1 |
| CP3146XF | | 3.1 | IND | PI88.788 | Rps1c | 3 | 4 | Includer | 4 | 3 | 3 | 1 |
| NEW CP3547XF | | 3.5 | IND | PI88.788 | Rps1c,H3a | NA | 3 | Includer | 3 | 1 | 4 | 1 |
| CP3845XFS | | 3.8 | IND | PI88.788 | Rps1c | 3 | 2 | Excluder | 2 | 1 | 2 | 1 |
| CP4246XFS | | 4.2 | IND | PI88.788 | NG | 2 | 2 | Includer | NA | NA | 4 | 2 |
| CP4545XFS | | 4.5 | IND | PI88.788 | Rps1k | 1 | 4 | Includer | NA | NA | 2 | 1 |
| CP4845XFS | | 4.8 | IND | PI88.788 | Rps1c | 2 | 4 | Excluder | NA | NA | 4 | 1 |

KEY

Scale

- 1 = Excellent
- 2 = Strong
- 3 = Acceptable
- 4 = Manage
- 5 = Not Recommended
- NG = No gene present

1 SCN Resistant Source

Peking = These varieties contain SCN resistance genes from the Peking soybean breeding lines
PI88.788 = These varieties contain SCN resistance genes from the PI88.788 soybean breeding lines

2 PRR Gene

Rps = Resistance to Phytophthora sojae
HRps = Heterozygous segregating Rps occurrence

3 Southern Stem Canker and Root-Knot Nematode

- 1 = Resistant
- 2 = Moderately Resistant
- 3 = Moderately Resistant-Moderately Susceptible
- 4 = Moderately Susceptible
- 5 = Susceptible



This symbol indicates that there has been a new component added to the WinPak® variety.

Product descriptions and ratings are generated from Answer Plot® trials and/or from the genetics supplier and may change as additional data is gathered.

| BRAND | Frogeye Leaf Spot | Root-Knot Nematode ³ | Emergence | Standability | Stress Tolerance | Canopy Type ⁴ | Plant Height ⁵ | Flower Color ⁶ | Pubescence Type ⁷ | Pod Color ⁸ | Hilum Color ⁹ |
|---------------------------------|-------------------|---------------------------------|-----------|--------------|------------------|--------------------------|---------------------------|---------------------------|------------------------------|------------------------|--------------------------|
| XtendFlex® - RM: 1.5-4.8 | | | | | | | | | | | |
| CP1540XF | NA | NA | 2 | 2 | 1/NA | Int | M-T | P | GR/LTW | BR/TN | BR/IB |
| CP1443XF* | NA | NA | 2 | 2 | NA | Int | M-T | P | LTW | BR | BR |
| CP1545XF* | NA | NA | 1 | 2 | 1 | Int/Nar | M-T | P | GR | TN | IB |
| CP1840XF | NA | NA | 1/NA | 1 | 2/NA | Int | M-T | P | LTW | BR/TN | BL |
| CP1844XF* | NA | NA | 1 | 1 | 2 | Int | M-T | P | LTW | TN | BL |
| CP1846XF* | NA | NA | NA | 1 | NA | Int | M-T | P | LTW | BR | BL |
| CP2054XF | NA | NA | 1 | 2 | 2 | Int | M | P | LTW | TN | BL |
| CP2350XF | 3 | NA | 2/NA | 3 | NA | Int | M-T | P/W | LTW | BR/TN | BL |
| CP2244XF* | 4 | NA | 2 | 2 | NA | Int/Bush | M-T | W | LTW | BR | BL |
| CP2346XF* | 2 | NA | NA | 3 | NA | Int | M-T | P | LTW | TN | BL |
| CP2540XF | NA | NA | 2 | 3 | 2 | Int/Bush | M-T | P | GR/LTW | BR/TN | BL/IB |
| CP2543XF* | NA | NA | 2 | 2 | 2 | Int | M-T | P | GR | BR | IB |
| CP2545XF* | NA | NA | 2 | 3 | 1 | Int/Bush | M-T | P | LTW | BR | BL |
| CP2846XF | NA | NA | NA | 2 | NA | Int/Bush | M | W | LTW | BR | BL |
| CP3146XF | NA | NA | NA | 3 | NA | Int/Bush | M-T | W | LTW | TN | BL |
| NEW CP3547XF | 4 | NA | 1 | 1 | NA | Int | M-T | P | GR | TN | IB |
| CP3845XFS | 2 | NA | NA | 2 | NA | Int/Bush | M-T | P | LTW | BN | BL |
| CP4246XFS | 1 | 4 | NA | 2 | NA | Int | M-T | W | LTW | BR | BL |
| CP4545XFS | 1 | 5 | NA | 1 | NA | Int | M | W | LTW | BR | BL |
| CP4845XFS | 3 | 3 | NA | 3 | NA | Int/Bush | M-T | P | LTW | TN | BL |

4 Canopy Type

Nar = Narrow
Int = Intermediate
Bush = Bushy

5 Plant Height

T = Tall
M = Medium
S = Short

6 Flower Color

P = Purple
W = White

7 Pubescence Type

GR = Gray
TW = Tawny
LTW = Light Tawny

8 Pod Color

TN = Tan
BR = Brown

9 Hilum Color

YE = Yellow/Clear
GR = Gray
BL = Black
IB = Imperfect Black
BR = Brown
BF = Buff
SL = Slate
TN = Tan
IY = Imperfect Yellow

These ratings reflect trends observed in research trials that change with variations in rainfall, temperature, crop production patterns and other factors. Ratings on new soybean varieties are based on limited data and may change as more data is collected.

*WinPak® seed components only. Not for sale individually.

Product Name

Attributes

Placement

Product Name

Attributes

Placement

Product Name

Attributes

Placement

PERFORMANCE IS GREENER ON THIS SIDE OF THE FENCE.

VARIETY SELECTION

FALL DORMANCY (FD) AND WINTERHARDINESS (WH)

- Winterhardiness (WH) is an actual measurement of the alfalfa plant's ability to survive the winter without death or significant injury. The lower the WH number, the more cold tolerant and higher stand persistence potential.
- Fall dormancy (FD) is the alfalfa plant's response to day length. A lower FD number wakes up later in the spring and goes to bed earlier in the fall. A higher FD number wakes up earlier in the spring, goes to bed later in the fall, and regrows faster in between cuttings. Typically, lower FD varieties have higher forage quality than those with higher FD cut at the same number of days following the last cut.

PEST RESISTANCE

ANTHRACNOSE DISEASE

- A severe stem and crown disease that causes defoliation. Multiple races, including a new race 5, can be present in late season.
- It occurs most often under warm, moist conditions.
- It causes yield loss of up to 25%.
- Susceptible plants have large, sunken oval- to diamond-shaped lesions.
- Lesions can enlarge to girdle or kill plant. Girdled stems can exhibit a shepherd's hook.

APHANOMYCES ROOT ROT DISEASE

- Infects roots causing seedling stunting, reduced nodulation and poor root development.
- Commonly found in soils that are saturated, poorly drained, compacted or have limited water dispersal.
- Visual symptoms can include gray, water-soaked roots, yellowed cotyledons, and stunted growth that can result in limited yield production or stand failure.
- Can continue to infect mature plants causing reduced yield and stand persistence.

POTATO LEAFHOPPER (PLH)

- Small, light-green insect that feeds on alfalfa plants, causing leaf tips to display a V-shaped yellowing.
- Varieties with glandular hairs provide natural nonpreference feeding for PLH.
- Commonly found in the Plains, Midwest and East; most severe in new seedings and summer regrowth. Can cause yield reduction.

NEMATODES

- Microscopic roundworms (several identified species) that live in the soil, surface irrigation water, alfalfa roots and crown tissue.
- Can reduce yield and stand life and cause secondary infections from other diseases. Control them by planting a high-resistance alfalfa variety.
- Commonly found throughout most of the West and Plains.

HIGH-SALINITY SOILS

- Greenhouse tests provide baseline indicators of a variety's ability to germinate in high salinity conditions. Salt breeding nurseries provide greater insights to variety selection based on its ability to mitigate high-salinity stress conditions with more predictable performance for on-farm potential.
- Soils vary. Saline: high soluble salts. Sodic: high sodium ion content. Alkaline: soil pH that is higher than optimum (pH>8.0).
- Commonly found in the western half of the U.S.

APHIDS

- Can be a problem in dry periods; controlled by other predators in cool and/or wet periods.
- The blue aphid is the most damaging in the Southern Plains to the Southwest.

CROPLAN® AA ALFALFA**AA**

Anthrachnose and Aphanomyces root rot both represent a real threat to alfalfa growers. Our AA disease package helps grow a healthy crop even in field conditions susceptible to these pathogens.

CROPLAN varieties with the designation AA in the name include an enhanced multi-pathogen disease package that offers:

- Disease resistance to multiple races of both Aphanomyces root rot and Anthracnose.
- A combination of healthy roots and healthy stems, which can lead to higher alfalfa yield and forage quality potential.
- Extensive alfalfa roots, to help gather water and nutrients below ground.
- Improved crown and stem health, serving as a highway to transport plant energy to and from the roots and leaves to make valuable forage above ground.

IN-SEASON MANAGEMENT**NEW SEEDING AND STAND ESTABLISHMENT**

- Plant into a firm seedbed to control seed depth; seed-to-soil contact is crucial.
- Planting rates do not need to be adjusted for coated seed since bulk density is higher.
- The planting rate for alfalfa varies from region to region, but generally 20 to 22 lbs. per acre is recommended with a goal of about 25 plants per square foot at the end of the seeding year.

ESTABLISHED STANDS: READING THE STAND

- Each spring, determine potential winter damage or winterkill.
- Follow the Reading the Stand program to evaluate the alfalfa stand density and crown health of each field to determine current and future yield potential.

WEED CONTROL

- Control weeds early for a high-producing pure alfalfa stand. Roundup Ready® alfalfa provides farmers with more flexible management strategies.

INSECT AND DISEASE CONTROL

- Control insects such as aphids (spotted, blue, pea, cowpea), alfalfa weevils and leafhoppers.
- Manage foliar leaf diseases and anthracnose.
- Choose alfalfa varieties with built-in resistance and use a spray application to control as necessary.

NUTRIENT MANAGEMENT

- Alfalfa requires a neutral soil pH (6.8 to 7.2) for high production. Take soil and plant tissue tests to monitor macronutrients and micronutrients.
- A healthy alfalfa plant should have a luxury supply of potassium, boron, sulfur and phosphorus.

HARVEST MANAGEMENT

- Manage leaf loss in-season with fungicide application and during harvest from over-handling during raking, merging, chopping or baling. New Leaf Percentage Test available to estimate leaf content in your alfalfa. See your CROPLAN alfalfa dealer for more information.
- Wheel traffic can increase soil compaction and crown damage, leading to reduced crop regrowth and yield loss.

THE TRAITS YOU NEED

HARVXTRA® ALFALFA WITH ROUNDUP READY® TECHNOLOGY

This is the alfalfa trait package you've been looking for with plenty of options, including:



- Flexibility: A cutting window you get to control. Harvest at 28 days, or delay if weather slows you down without compromising quality potential.
- Quality: higher RFQ¹ and NDFd¹ than conventional varieties cut on the same day.
- Yield Potential: Lengthen your cutting window up to 10 days with up to 20% higher yield at harvest.²
- Plus the benefits of Roundup Ready® Alfalfa technology.

ROUNDUP READY® ALFALFA

- Offers application flexibility for better weed control during stand establishment.
- Can lead to higher yield potential over the life of the stand.
- Can achieve the high-quality hay and haylage potential you need.



CONVENTIONAL ALFALFA

- Conventional breeding techniques that provide strong advancements in yield production, stand persistence, plus insect and disease resistance.
- Three decades of breeding techniques by alfalfa breeders for improved fiber digestibility (e.g., LegenDairy line).
 - These varieties have shown an incremental improvement in fiber digestibility when compared to non-selected varieties.

ALFALFA FOR ORGANIC FORAGE PRODUCTION

- Products developed through conventional breeding, as opposed to the result of genetic engineering.*
- These conventional varieties include the Apex™ Green OMRI Listed® seed coating package.
 - Optimizes water absorption by using natural micronutrients and nitrogen-fixing rhizobia in an organic hydration coating.



IMPROVE SEEDLING EFFICIENCY WITH COATED SEED

- Provides an ideal microenvironment with better imbibition (water uptake) and germination.
- Keeps treatments/inoculants close to or bound to the seed for more complete coverage.
- Increases vigor under disease pressure.

SEED COATING

Enable seedling health and germination with WinField® United's seed treatment and coating packages.

NEW SEED COATING

AA alfalfa products come coated with our **NEW** and advanced GroZone® Force (CF) package, which delivers:

- NEW INTEGEO® Solo and Anchor™ 3L ST fungicides for multiple modes of action to help protect seedlings from seed rot and diseases such as Phytophthora, Pythium and Aphanomyces.
- Rhizobium bacteria to help fix nitrogen.
- Includes Ascend® ST3™ plant growth regulator, to help accelerate early season development, improve germination and enhance root growth.

All seed coating options are listed below:

- GroZone® Force is enhanced poly coat 34% with fungicide (Mefenoxam and Intego Solo), inoculant, zinc, manganese with Ascend® ST3™ plant growth regulator
- Apex™ Green 34% coating is OMRI approved for organic use. Does not include any fungicide or insecticides.

Designations for each coating:

- CF = Coated 34% with GroZone Force
- CVS = Coated 34% with GroZone plus Advance Coating + Stamina
- CV = Coated 34% with GroZone plus Advance Coating
- CS = GroZone Coating + Stamina
- OC = Apex Green 34% coating, OMRI approved for organic use

1. Data from FGI trials comparing HarvXtra® Alfalfa with Roundup Ready® Technology 2017 FD4 commercial varieties to FD4 commercial checks. Trials were seeded in 2013 and harvested 2014-2016 at five locations across the U.S. Yield increase is directly correlated to the ability to delay harvest. 2. Data from an FGI trial in West Salem, Wis., comparing three cuttings at 35-day intervals to four cuttings at 28-day intervals. Trials were seeded in 2013 and harvested in 2014-2016. Yield increase is directly correlated to the ability to delay harvest. *WinField® United does not guarantee that forage harvested from stands established with this seed will be GMO-free. Check with your local organic certifying organization before planting.

CROPLAN HVX Tundra II



| | | | |
|--------------------------|------------------------|---------------------|-------------|
| Regions: East North West | Characteristics | Yield Index | ■ ■ ■ ■ ■ 2 |
| Fall Dormancy: 3.3 | | Persistence Index | ■ ■ ■ ■ ■ 1 |
| Winterhardiness: 1.2 | | Feed Quality* | ■ ■ ■ ■ ■ 1 |
| | | Disease Resistance | ■ ■ ■ ■ ■ 3 |
| | | Insect Resistance | ■ ■ ■ ■ ■ 4 |
| | | Nematode Resistance | ■ ■ ■ ■ ■ 3 |

- H1 feed quality rating; highest forage quality potential in our lineup
- Ideal for Northern growing regions or high elevation; good disease and pest package for east to west adaptation
- Versatile harvest options: ideal for a 2- to 3-cut baled hay management system or a 1- to 2-cut hay harvest, followed by grazing

CROPLAN HVX MegaTron X



| | | | |
|----------------------------------|------------------------|---------------------|-------------|
| Regions: Central East North West | Characteristics | Yield Index | ■ ■ ■ ■ ■ 1 |
| Fall Dormancy: 4.3 | | Persistence Index | ■ ■ ■ ■ ■ 1 |
| Winterhardiness: 1.9 | | Feed Quality* | ■ ■ ■ ■ ■ 1 |
| | | Disease Resistance | ■ ■ ■ ■ ■ 2 |
| | | Insect Resistance | ■ ■ ■ ■ ■ 4 |
| | | Nematode Resistance | ■ ■ ■ ■ ■ 3 |

- H2 feed quality rating; excellent soil disease resistance package
- Highest resistance (HR+) rating to Aphanomyces Root Rot Enhanced Multi-Race; resistant (R) to multi-race anthracnose (including race 5)
- Excellent quality and yield potential with a 3- to 5-cut flexible harvest system

CROPLAN HVX MegaTron AA



| | | | |
|----------------------------------|------------------------|---------------------|-------------|
| Regions: Central East North West | Characteristics | Yield Index | ■ ■ ■ ■ ■ 1 |
| Fall Dormancy: 4.4 | | Persistence Index | ■ ■ ■ ■ ■ 1 |
| Winterhardiness: 1.4 | | Feed Quality* | ■ ■ ■ ■ ■ 1 |
| | | Disease Resistance | ■ ■ ■ ■ ■ 1 |
| | | Insect Resistance | ■ ■ ■ ■ ■ 3 |
| | | Nematode Resistance | ■ ■ ■ ■ ■ 3 |

- H2 feed quality rating; exceptional root and plant health
- Highest resistance (HR+) rating to Aphanomyces Root Rot Enhanced Multi-Race; HR+ to multi-race anthracnose disease (including race 5)
- AA disease resistance package to support highest yield and quality potential

CROPLAN HVX 620RR Brand



| | | | |
|---------------------|------------------------|---------------------|-------------|
| Regions: South West | Characteristics | Yield Index | ■ ■ ■ ■ ■ 2 |
| Fall Dormancy: 6.0 | | Persistence Index | ■ ■ ■ ■ ■ 2 |
| Winterhardiness: - | | Feed Quality* | ■ ■ ■ ■ ■ 1 |
| | | Disease Resistance | ■ ■ ■ ■ ■ 4 |
| | | Insect Resistance | ■ ■ ■ ■ ■ 2 |
| | | Nematode Resistance | ■ ■ ■ ■ ■ 3 |

- H3 feed quality rating; HarvXtra® Alfalfa harvest flexibility
- Excels in the transition regions of the High Plains, South and Southwest; high resistance to pea and spotted alfalfa aphid
- Very early spring growth, fast regrowth and late fall growth; plan for 6-cut harvest system

KEY

SCALE:
 1 = Excellent
 2 = Strong
 3 = Acceptable
 4 = Manage
 5 = Not Recommended

Product descriptions and ratings are generated from Answer Plot® trials and/or from the genetics supplier and may change as additional data is gathered.



* Feed quality ratings for HarvXtra® Alfalfa are represented on a separate scale than Roundup Ready and conventional alfalfa varieties and are signified with an "H". Because there is a significant improvement in forage quality, HarvXtra® Alfalfa products can only be compared to other HarvXtra® Alfalfa products.

CROPLAN HVX 940RR



Regions: South|West
 Fall Dormancy: 9.0
 Winterhardness: -

| | | |
|-----------------|---------------------|-------------|
| Characteristics | Yield Index | ■ ■ ■ ■ ■ 2 |
| | Persistence Index | ■ ■ ■ ■ ■ 1 |
| | Feed Quality* | ■ ■ ■ ■ ■ 1 |
| | Disease Resistance | ■ ■ ■ ■ ■ 3 |
| | Insect Resistance | ■ ■ ■ ■ ■ 2 |
| | Nematode Resistance | ■ ■ ■ ■ ■ 3 |

- H3 feed quality rating; HarvXtra® Alfalfa harvest flexibility
- Exceptional nondormant variety that provides harvest flexibility for yield or improved forage quality with the HarvXtra® Alfalfa trait
- Strong disease package provides protection against pea and spotted alfalfa aphids and stem nematodes

CROPLAN Graze N Hay 3.10RR



Regions: North|West
 Fall Dormancy: 2.9
 Winterhardness: 1.8

| | | |
|-----------------|---------------------|-------------|
| Characteristics | Yield Index | ■ ■ ■ ■ ■ 3 |
| | Persistence Index | ■ ■ ■ ■ ■ 1 |
| | Feed Quality | ■ ■ ■ ■ ■ 3 |
| | Disease Resistance | ■ ■ ■ ■ ■ 3 |
| | Insect Resistance | ■ ■ ■ ■ ■ 4 |
| | Nematode Resistance | ■ ■ ■ ■ ■ 5 |

- Best-suited for Northern regions; exceptional winterhardness and stand persistence
- Withstands hoof or wheel traffic; weed control with the Roundup Ready® trait improves stand establishment on dryland acres or in limited water conditions
- Excellent variety where 1 or 2 cuttings of hay will be harvested mechanically, followed by grazing

CROPLAN RR Presteez 2.0



Regions: Central|East|North|West
 Fall Dormancy: 3.3
 Winterhardness: 1.0

| | | |
|-----------------|---------------------|-------------|
| Characteristics | Yield Index | ■ ■ ■ ■ ■ 2 |
| | Persistence Index | ■ ■ ■ ■ ■ 1 |
| | Feed Quality | ■ ■ ■ ■ ■ 1 |
| | Disease Resistance | ■ ■ ■ ■ ■ 3 |
| | Insect Resistance | ■ ■ ■ ■ ■ 2 |
| | Nematode Resistance | ■ ■ ■ ■ ■ 4 |

- High forage quality potential ideal for baled hay or haylage harvest
- Excellent salt-tolerance ratings in germination tests and exceptional performance in stand persistence trials
- Ideal for Upper Midwest and West as a 3- to 4-cut baled hay and/or haylage harvest system

CROPLAN RR Vamoose



Regions: Central|East|North
 Fall Dormancy: 3.9
 Winterhardness: 1.8

| | | |
|-----------------|---------------------|-------------|
| Characteristics | Yield Index | ■ ■ ■ ■ ■ 3 |
| | Persistence Index | ■ ■ ■ ■ ■ 1 |
| | Feed Quality | ■ ■ ■ ■ ■ 3 |
| | Disease Resistance | ■ ■ ■ ■ ■ 3 |
| | Insect Resistance | ■ ■ ■ ■ ■ 3 |
| | Nematode Resistance | ■ ■ ■ ■ ■ 4 |

- Performs well in the Upper Midwest and East where high resistance to potato leafhopper (PLH) may be necessary
- PLH resistance provides improved yield potential, high-quality feed and stand persistence
- Outstanding agronomics; PLH resistance offers reduced-spray or no-spray options; best-suited in a 3- to 4-cut system

KEY

SCALE:
 1 = Excellent
 2 = Strong
 3 = Acceptable
 4 = Manage
 5 = Not Recommended

Product descriptions and ratings are generated from Answer Plot® trials and/or from the genetics supplier and may change as additional data is gathered.



* Feed quality ratings for HarvXtra® Alfalfa are represented on a separate scale than Roundup Ready and conventional alfalfa varieties and are signified with an "H". Because there is a significant improvement in forage quality, HarvXtra® Alfalfa products can only be compared to other HarvXtra® Alfalfa products.

CROPLAN MP4000RR Brand



Regions: Central|East|North|West

Fall Dormancy: 4.0

Winterhardiness: 2.0

Characteristics

| | | | |
|---------------------|-----------|---|-----------|
| Yield Index | ■ ■ ■ ■ ■ | 3 | ■ ■ ■ ■ ■ |
| Persistence Index | ■ ■ ■ ■ ■ | 3 | ■ ■ ■ ■ ■ |
| Feed Quality | ■ ■ ■ ■ ■ | 3 | ■ ■ ■ ■ ■ |
| Disease Resistance | ■ ■ ■ ■ ■ | 4 | ■ ■ ■ ■ ■ |
| Insect Resistance | ■ ■ ■ ■ ■ | 5 | ■ ■ ■ ■ ■ |
| Nematode Resistance | ■ ■ ■ ■ ■ | 5 | ■ ■ ■ ■ ■ |

- Premium, multifoliolate blend variety with wide geographic adaptation
- Good forage yield and quality potential
- Works well in 4-cut hay or haylage management system

CROPLAN RR AphaTron 2XT



Regions: Central|East|North|West

Fall Dormancy: 4.0

Winterhardiness: 1.5

Characteristics

| | | | |
|---------------------|-----------|---|-----------|
| Yield Index | ■ ■ ■ ■ ■ | 2 | ■ ■ ■ ■ ■ |
| Persistence Index | ■ ■ ■ ■ ■ | 1 | ■ ■ ■ ■ ■ |
| Feed Quality | ■ ■ ■ ■ ■ | 2 | ■ ■ ■ ■ ■ |
| Disease Resistance | ■ ■ ■ ■ ■ | 3 | ■ ■ ■ ■ ■ |
| Insect Resistance | ■ ■ ■ ■ ■ | 3 | ■ ■ ■ ■ ■ |
| Nematode Resistance | ■ ■ ■ ■ ■ | 3 | ■ ■ ■ ■ ■ |

- Great soil disease resistance to help improve root and plant health
- High resistance (HR) to Aphanomyces root rot disease races 1 and 2; resistant (R) to Enhanced Multi-Race
- High yield potential and good forage quality potential under a 4-cut haylage or aggressive hay management system

CROPLAN RR AphaTron AA



Regions: Central|East|North|West

Fall Dormancy: 4.4

Winterhardiness: 1.3

Characteristics

| | | | |
|---------------------|-----------|-----|-----------|
| Yield Index | ■ ■ ■ ■ ■ | 1 | ■ ■ ■ ■ ■ |
| Persistence Index | ■ ■ ■ ■ ■ | 1 | ■ ■ ■ ■ ■ |
| Feed Quality | ■ ■ ■ ■ ■ | 2 | ■ ■ ■ ■ ■ |
| Disease Resistance | ■ ■ ■ ■ ■ | 1 | ■ ■ ■ ■ ■ |
| Insect Resistance | ■ ■ ■ ■ ■ | 3 | ■ ■ ■ ■ ■ |
| Nematode Resistance | ■ ■ ■ ■ ■ | N/A | ■ ■ ■ ■ ■ |

- Latest variety with the AA disease resistance package
- Highest resistance (HR+) rating to Aphanomyces Root Rot Enhanced Multi-Race; HR+ to multi-race anthracnose disease (including race 5)
- Exceptional yield and forage quality potential under a 4- to 5-cut haylage or aggressive hay management system

CROPLAN RR Saltiva



Regions: Central|North|West

Fall Dormancy: 5.0

Winterhardiness: 2.5

Characteristics

| | | | |
|---------------------|-----------|---|-----------|
| Yield Index | ■ ■ ■ ■ ■ | 1 | ■ ■ ■ ■ ■ |
| Persistence Index | ■ ■ ■ ■ ■ | 2 | ■ ■ ■ ■ ■ |
| Feed Quality | ■ ■ ■ ■ ■ | 3 | ■ ■ ■ ■ ■ |
| Disease Resistance | ■ ■ ■ ■ ■ | 3 | ■ ■ ■ ■ ■ |
| Insect Resistance | ■ ■ ■ ■ ■ | 1 | ■ ■ ■ ■ ■ |
| Nematode Resistance | ■ ■ ■ ■ ■ | 1 | ■ ■ ■ ■ ■ |

- Exceptional performance potential in tough soils with high saline conditions
- Excellent pest-resistance package; high resistance to stem nematode and multi-species aphid resistance
- Excels in a 5-cut intensive hay or haylage harvest systems

KEY

SCALE:
 1 = Excellent
 2 = Strong
 3 = Acceptable
 4 = Manage
 5 = Not Recommended

Product descriptions and ratings are generated from Answer Plot® trials and/or from the genetics supplier and may change as additional data is gathered.



* Feed quality ratings for HarvXtra® Alfalfa are represented on a separate scale than Roundup Ready and conventional alfalfa varieties and are signified with an "H". Because there is a significant improvement in forage quality, HarvXtra® Alfalfa products can only be compared to other HarvXtra® Alfalfa products.

CROPLAN RR 6 Shot Plus



Regions: South|West

Fall Dormancy: 6.0

Winterhardiness: -

Characteristics



- Next generation of semidormant genetics that push yield potential to the next level
- High resistance to spotted alfalfa and pea aphid as well as to stem nematode
- Ideal in the High Plains, the South and the Southwest

CROPLAN RR Desert Rose 2.0



Regions: South|West

Fall Dormancy: 8.3

Winterhardiness: -

Characteristics



- Exceptional nondormant variety with very high yield potential
- Strong aphid resistance; ideal for the southwest region
- Great when harvested as dry baled hay, haylage or greenchop; fast recovery after cutting


CROPLAN Maxi Graze®

Regions: North|West

Fall Dormancy: 2.0

Winterhardiness: 2.0

Characteristics



- Recessed crown provides excellent durability for grazing or high-traffic fields
- Great yield and quality potential for northern regions or high elevations; ideal for 1- or 2-cut mechanical harvest followed by grazing
- Excellent option for mixed grass and alfalfa pastures

CROPLAN LegenDairy AA



Regions: Central|East|North|West

Fall Dormancy: 3.4

Winterhardiness: 1.1

Characteristics



- The latest generation of LegenDairy with the AA disease resistance package, delivering enhanced yield potential
- Highest resistance (HR+) rating to Aphanomyces Root Rot Enhanced Multi-Race; HR+ to multi-race anthracnose disease (including race 5)
- Excellent choice for producers in northern growing regions east to west; ideal for 3- to 4-cut baled hay or haylage harvest system

KEY

SCALE:
 1 = Excellent
 2 = Strong
 3 = Acceptable
 4 = Manage
 5 = Not Recommended

Product descriptions and ratings are generated from Answer Plot® trials and/or from the genetics supplier and may change as additional data is gathered.



* Feed quality ratings for HarvXtra® Alfalfa are represented on a separate scale than Roundup Ready and conventional alfalfa varieties and are signified with an "H". Because there is a significant improvement in forage quality, HarvXtra® Alfalfa products can only be compared to other HarvXtra® Alfalfa products.

CROPLAN **LegenDairy X**

Regions: Central|East|North|West

Fall Dormancy: 3.4

Winterhardiness: 1.0

| Characteristics | Yield Index | Persistence Index | Feed Quality | Disease Resistance | Insect Resistance | Nematode Resistance |
|-----------------|-------------|-------------------|--------------|--------------------|-------------------|---------------------|
| | 2 | 2 | 1 | 3 | 2 | 3 |

- Good leaf retention and stem digestibility lead to strong yield potential and high digestibility
- Excellent winterhardiness and stand persistence for producers in Northern growing regions; moves well east to west
- Ideally suited for 3- to 4-cut baled hay or haylage harvest system; great choice for producers who prefer mixed alfalfa-grass stands

CROPLAN **MP 1000 Brand**

Regions: Central|East|North|West

Fall Dormancy: 4.0

Winterhardiness: 2.0

| Characteristics | Yield Index | Persistence Index | Feed Quality | Disease Resistance | Insect Resistance | Nematode Resistance |
|-----------------|-------------|-------------------|--------------|--------------------|-------------------|---------------------|
| | 3 | 3 | 3 | 4 | 5 | 5 |

- Premium multifoliolate blend with wide geographic adaptation
- Good forage yield and quality potential
- Works well in a 3- to 4-cut hay or haylage management system

CROPLAN **Rebound X**

Regions: Central|East|North|West

Fall Dormancy: 4.0

Winterhardiness: 2.0

| Characteristics | Yield Index | Persistence Index | Feed Quality | Disease Resistance | Insect Resistance | Nematode Resistance |
|-----------------|-------------|-------------------|--------------|--------------------|-------------------|---------------------|
| | 2 | 2 | 2 | 2 | 3 | 3 |

- Good disease resistance for wet soils
- Great option for the Upper Midwest, East, and West, where pockets of Aphanomyces root rot disease is a problem
- Very early spring growth with rapid regrowth after each cutting; best suited for 4- to 5-cut haylage or aggressive hay management systems

CROPLAN **TrailBlazer XHH**

Regions: Central|East|North

Fall Dormancy: 4.0

Winterhardiness: 2.0

| Characteristics | Yield Index | Persistence Index | Feed Quality | Disease Resistance | Insect Resistance | Nematode Resistance |
|-----------------|-------------|-------------------|--------------|--------------------|-------------------|---------------------|
| | 3 | 3 | 3 | 3 | 2 | 5 |

- Excellent resistance to potato leafhopper (PLH); improved yield potential; high-quality feed and stand persistence
- PLH resistance offers reduced-spray or no-spray options
- Great option for the Upper Midwest and East; best suited in a 3- to 4-cut hay/ haylage harvest system

KEY

SCALE:
 1 = Excellent
 2 = Strong
 3 = Acceptable
 4 = Manage
 5 = Not Recommended

Product descriptions and ratings are generated from Answer Plot® trials and/or from the genetics supplier and my change as additional data is gathered.



* Feed quality ratings for HarvXtra® Alfalfa are represented on a separate scale than Roundup Ready and conventional alfalfa varieties and are signified with an "H". Because there is a significant improvement in forage quality, HarvXtra® Alfalfa products can only be compared to other HarvXtra® Alfalfa products.

CROPLAN Rebound AA



Regions: Central|East|North|West

Fall Dormancy: 4.4

Winterhardiness: 1.7

Characteristics

| | | |
|---------------------|-----------|---|
| Yield Index | ■ ■ ■ ■ ■ | 1 |
| Persistence Index | ■ ■ ■ ■ ■ | 1 |
| Feed Quality | ■ ■ ■ ■ ■ | 2 |
| Disease Resistance | ■ ■ ■ ■ ■ | 1 |
| Insect Resistance | ■ ■ ■ ■ ■ | 3 |
| Nematode Resistance | ■ ■ ■ ■ ■ | 3 |

- Packs a punch with the new AA disease resistance package, providing exceptional yield potential
- Highest resistance (HR+) rating to Aphanomyces Root Rot Enhanced Multi-Race; HR+ to multi-race anthracnose disease (including race 5)
- Best suited for 4- to 5-cut haylage or aggressive hay management systems (Upper Midwest and East); great for baled hay, where Aphanomyces root rot disease is a problem (in the West)

CROPLAN Gunner AA



Regions: Central|East|North|South|West

Fall Dormancy: 4.8

Winterhardiness: 1.2

Characteristics

| | | |
|---------------------|-----------|---|
| Yield Index | ■ ■ ■ ■ ■ | 1 |
| Persistence Index | ■ ■ ■ ■ ■ | 1 |
| Feed Quality | ■ ■ ■ ■ ■ | 2 |
| Disease Resistance | ■ ■ ■ ■ ■ | 1 |
| Insect Resistance | ■ ■ ■ ■ ■ | 3 |
| Nematode Resistance | ■ ■ ■ ■ ■ | 1 |

- AA disease package combined with high yield potential; also fits in areas of the U.S. where high salinity soils with can reduce alfalfa production
- Highest resistance (HR+) rating to Aphanomyces Root Rot Enhanced Multi-Race; HR+ to multi-race anthracnose disease (including race 5)
- Very early spring growth, fast regrowth and late fall growth; ideal for aggressive 5-cut hay or haylage harvest schedule

CROPLAN Nimbus 2.0

Regions: Central|North|West

Fall Dormancy: 5.0

Winterhardiness: 2.0

Characteristics

| | | |
|---------------------|-----------|---|
| Yield Index | ■ ■ ■ ■ ■ | 1 |
| Persistence Index | ■ ■ ■ ■ ■ | 2 |
| Feed Quality | ■ ■ ■ ■ ■ | 2 |
| Disease Resistance | ■ ■ ■ ■ ■ | 3 |
| Insect Resistance | ■ ■ ■ ■ ■ | 3 |
| Nematode Resistance | ■ ■ ■ ■ ■ | 1 |

- Developed for the western areas of the U.S. where high salinity soils with can reduce alfalfa production
- Great performance in field trials heavily infested with nematodes; high resistance to both stem and northern root-knot nematodes
- Exceptional yield potential with optimum production under 5- to optional 6-cut haylage or baled hay harvest systems

CROPLAN Artesian Sun 6.3

Regions: South|West

Fall Dormancy: 6.0

Winterhardiness: 3.1

Characteristics

| | | |
|---------------------|-----------|---|
| Yield Index | ■ ■ ■ ■ ■ | 1 |
| Persistence Index | ■ ■ ■ ■ ■ | 2 |
| Feed Quality | ■ ■ ■ ■ ■ | 3 |
| Disease Resistance | ■ ■ ■ ■ ■ | 3 |
| Insect Resistance | ■ ■ ■ ■ ■ | 3 |
| Nematode Resistance | ■ ■ ■ ■ ■ | 1 |

- Excellent conventional, dark green variety; very high multifoliate expression and good leaf retention
- Outstanding pest-resistance package; versatile product can move from western to southern U.S. semidormant regions
- Strong stand persistence for intensive harvest management; fast recovery and regrowth after cutting provides excellent yield potential in a 6+ cut system

KEY

SCALE:
 1 = Excellent
 2 = Strong
 3 = Acceptable
 4 = Manage
 5 = Not Recommended

Product descriptions and ratings are generated from Answer Plot® trials and/or from the genetics supplier and my change as additional data is gathered.



* Feed quality ratings for HarvXtra® Alfalfa are represented on a separate scale than Roundup Ready and conventional alfalfa varieties and are signified with an "H". Because there is a significant improvement in forage quality, HarvXtra® Alfalfa products can only be compared to other HarvXtra® Alfalfa products.

Regions: South|West

Fall Dormancy: 8.4

Winterhardiness: -

| Characteristics | 1 | 2 | 3 | 4 | 5 |
|---------------------|---|---|---|---|---|
| Yield Index | ■ | ■ | ■ | ■ | 1 |
| Persistence Index | ■ | ■ | ■ | ■ | 1 |
| Feed Quality | ■ | ■ | ■ | 2 | ■ |
| Disease Resistance | 5 | ■ | ■ | ■ | ■ |
| Insect Resistance | ■ | ■ | ■ | ■ | 1 |
| Nematode Resistance | ■ | ■ | ■ | ■ | 1 |

- Exceptional yield potential with strong stand persistence and very fast recovery after cutting
- Excellent pest resistance ratings with high resistance to pea, blue alfalfa and spotted alfalfa aphids
- Best suited for maximum yield production in the traditional western and southwestern nondormant zones

KEY

SCALE:
 1 = Excellent
 2 = Strong
 3 = Acceptable
 4 = Manage
 5 = Not Recommended

Product descriptions and ratings are generated from Answer Plot® trials and/or from the genetics supplier and may change as additional data is gathered.

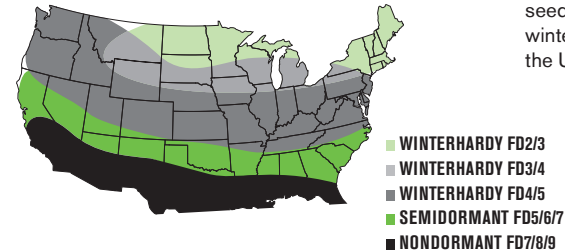


* Feed quality ratings for HarvXtra® Alfalfa are represented on a separate scale than Roundup Ready and conventional alfalfa varieties and are signified with an "H". Because there is a significant improvement in forage quality, HarvXtra® Alfalfa products can only be compared to other HarvXtra® Alfalfa products.

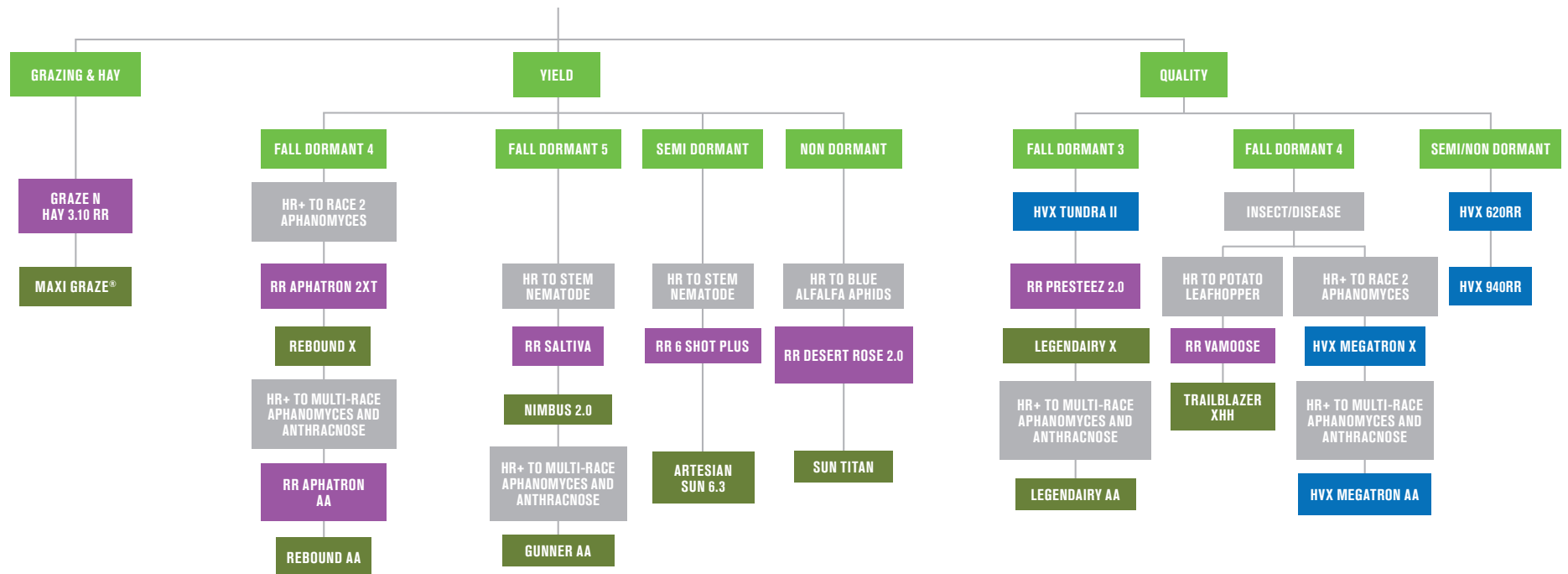
ALFALFA VARIETY PLACEMENT¹

The map can be used to determine which alfalfa varieties are recommended for your area's climate challenges. Also, use the chart below to place the recommended variety where it can help manage common diseases and pests in your area, and to match quality to your desired cutting frequency.

PRODUCT DORMANCY MAP²



Fall dormancy and winterhardiness are important considerations in alfalfa seed selection. This map shows CROPLAN[®] seed varieties that match fall dormancy and winterhardiness zones in various regions of the United States.



- HARVXTRA[®] ALFALFA VARIETIES
- ROUNDUP READY[®] VARIETIES
- CONVENTIONAL VARIETIES
- VARIETIES WITH ADDITIONAL INSECT AND DISEASE RESISTANCE

1. This chart is provided as an illustration only. Planting decisions are complex and any implementation of the placement described above is your decision. Because of factors outside of our control, such as weather and product application, results to be obtained, including but not limited to yields, cannot be predicted or guaranteed by WinField United.

2. Fall dormancy (FD) and winterhardiness (WH): Higher FD number = higher yield potential; lower WH number = more cold tolerant and stand persistent.

| PRODUCT | Fall Dormancy | Winterhardiness | Yield Index | Persistence Index | Feed Quality Index ¹ | Grazing Tolerance | Baled Hay (Drydown) | Haylage (Regrowth) | Phytophthora Root Rot | Potato Leafhopper | Root Rot Race 1 | Aphanomyces Root Rot Race 2 | |
|-------------------------------|---------------|-----------------|-------------|-------------------|---------------------------------|-------------------|---------------------|--------------------|-----------------------|-------------------|-----------------|-----------------------------|--|
| HarvXtra® Alfalfa | | | | | | | | | | | | | |
| HVX TUNDRA II | 3.3 | 1.2 | 2 | 1 | H1 | 3 | 1 | 3 | HR | - | HR | R | |
| HVX MEGATRON X | 4.3 | 1.9 | 1 | 1 | H2 | 4 | 2 | 1 | HR | - | HR+ | HR+ | |
| HVX MEGATRON AA | 4.4 | 1.4 | 1 | 1 | 1 | 4 | 2 | 1 | HR | - | HR+ | HR+ | |
| HVX 620RR BRAND | 6 | - | 2 | 2 | H3 | 5 | 1 | 1 | HR | - | R | - | |
| HVX 940RR | 9.0 | - | 2 | 1 | H3 | 5 | 1 | 1 | HR | - | - | - | |
| Roundup Ready® Alfalfa | | | | | | | | | | | | | |
| GRAZE N HAY 3.10RR | 2.9 | 1.8 | 3 | 1 | 3 | 1 | 1 | 4 | HR | - | HR | - | |
| RR PRESTEEZ 2.0 | 3.3 | 1.0 | 2 | 1 | 1 | 3 | 1 | 2 | HR | - | HR | R | |
| RR VAMOOSE | 3.9 | 1.8 | 3 | 1 | 3 | 2 | 1 | 4 | HR | HR | HR | - | |
| RR APHATRON AA | 4.4 | 1.3 | 1 | 1 | 2 | 4 | 2 | 1 | HR | - | HR+ | HR+ | |
| RR APHATRON 2XT | 4 | 1.5 | 2 | 1 | 2 | 4 | 2 | 1 | HR | - | HR | HR | |
| MP4000RR BRAND | 4 | 2.0 | 3 | 3 | 3 | 3 | 2 | 3 | HR | - | R | - | |
| RR SALTIVA | 5 | 2.5 | 1 | 2 | 3 | 4 | 1 | 1 | HR | - | HR | R | |
| RR 6 SHOT PLUS | 6 | - | 1 | 2 | 3 | 4 | 1 | 1 | HR | - | R | - | |
| RR DESERT ROSE 2.0 | 8.3 | - | 1 | 2 | 3 | 5 | 1 | 1 | HR | - | R | - | |

KEY**Scale**

- 1 = Excellent
- 2 = Strong
- 3 = Acceptable
- 4 = Manage
- 5 = Not Recommended

1 Feed Quality Index

Feed quality ratings for HarvXtra® Alfalfa are represented on a separate scale than Roundup Ready® and conventional alfalfa varieties and are signified with an "H." Because there is a significant improvement in forage quality, HarvXtra® Alfalfa products can only be compared to other HarvXtra® Alfalfa products.

2 Salt Tolerance

- G** = Variety tolerance for germination under high saline conditions in a petri dish
- F** = Variety tolerance for forage growth under high saline conditions as a potted plant in the greenhouse

Resistance Ratings

- S** = Susceptible (0–5%)
- LR** = Low Resistance (6–14%)
- MR** = Moderate Resistance (15–30%)
- R** = Resistance (31–51%)
- HR** = High Resistance (>50%)
- HR+** = Highest Resistance available on the market (>50%)

Note: Field tests are currently being used to select and validate true salt-tolerant varieties. Many soils that are high in salinity also have other problematic conditions. Therefore, germination and forage salt-tolerant ratings may not predict field performance.

Product descriptions and ratings are generated from Answer Plot® trials and/or from the genetics supplier and may change as additional data is gathered.

PRODUCT

HarvXtra® Alfalfa

| PRODUCT | Aphanomyces Root Rot Enhanced Multi-Race (EMR) | Bacterial Wilt | Anthrachnose Race 1 | Anthrachnose Multi Race | Fusarium Wilt | Verticillium Wilt | Spotted Alfalfa Aphid | Pea Aphid | Blue Alfalfa Aphid | Stem Nematode | Northern Root-Knot Nematode | Salt Germination Tolerance ² | Disease Resistance | Insect Resistance | Nematode Resistance |
|-----------------|---|----------------|---------------------|-------------------------|---------------|-------------------|-----------------------|-----------|--------------------|---------------|--------------------------------|--|--------------------|-------------------|---------------------|
| HVX TUNDRA II | R | HR | HR | - | HR | HR | - | R | - | R | - | G | 3 | 4 | 3 |
| HVX MEGATRON X | HR+ | HR | HR+ | R | HR | HR | R | R | - | R | - | G | 2 | 4 | 3 |
| HVX MEGATRON AA | HR+ | HR | HR+ | HR+ | HR | HR | R | HR | - | R | - | G | 1 | 3 | 3 |
| HVX 620RR BRAND | - | MR | R | - | HR | - | HR | HR | MR | R | - | - | 4 | 2 | 3 |
| HVX 940RR | - | MR | HR | - | HR | R | HR | HR | - | R | - | G | 3 | 2 | 3 |

Roundup Ready® Alfalfa

| | | | | | | | | | | | | | | | |
|--------------------|-----|----|-----|-----|----|----|----|----|----|----|---|---|---|---|---|
| GRAZE N HAY 3.10RR | - | HR | HR | - | HR | HR | R | - | - | - | - | G | 3 | 4 | 5 |
| RR PRESTEEZ 2.0 | - | HR | HR | - | HR | HR | R | R | - | R | - | G | 3 | 2 | 4 |
| RR VAMOOSE | - | HR | HR | - | HR | HR | R | MR | - | MR | - | G | 3 | 3 | 4 |
| RR APHATRON AA | HR+ | HR | HR+ | HR+ | HR | HR | R | R | - | R | - | G | 1 | 3 | - |
| RR APHATRON 2XT | R | HR | HR | - | HR | HR | - | HR | - | R | - | G | 3 | 3 | 3 |
| MP4000RR BRAND | - | HR | R | - | HR | HR | - | - | - | - | - | - | 4 | 5 | 5 |
| RR SALTIVA | - | HR | HR | - | HR | HR | R | HR | MR | HR | - | G | 3 | 1 | 1 |
| RR 6 SHOT PLUS | - | R | HR | - | HR | HR | HR | HR | - | HR | - | G | 4 | 2 | 1 |
| RR DESERT ROSE 2.0 | - | R | R | - | R | - | HR | HR | R | HR | - | G | 4 | 1 | 3 |

KEY

Scale

- 1 = Excellent
- 2 = Strong
- 3 = Acceptable
- 4 = Manage
- 5 = Not Recommended

¹ Feed Quality Index

Feed quality ratings for HarvXtra® Alfalfa are represented on a separate scale than Roundup Ready® and conventional alfalfa varieties and are signified with an "H." Because there is a significant improvement in forage quality, HarvXtra® Alfalfa products can only be compared to other HarvXtra® Alfalfa products.

² Salt Tolerance

- G** = Variety tolerance for germination under high saline conditions in a petri dish
- F** = Variety tolerance for forage growth under high saline conditions as a potted plant in the greenhouse

Resistance Ratings

- S** = Susceptible (0–5%)
- LR** = Low Resistance (6–14%)
- MR** = Moderate Resistance (15–30%)
- R** = Resistance (31–51%)
- HR** = High Resistance (>50%)
- HR+** = Highest Resistance available on the market (>50%)

Note: Field tests are currently being used to select and validate true salt-tolerant varieties. Many soils that are high in salinity also have other problematic conditions. Therefore, germination and forage salt-tolerant ratings may not predict field performance.

Product descriptions and ratings are generated from Answer Plot® trials and/or from the genetics supplier and may change as additional data is gathered.

| PRODUCT | Fall Dormancy | Winterhardness | Yield Index | Persistence Index | Feed Quality Index ¹ | Grazing Tolerance | Baled Hay (Drydown) | Haylage (Regrowth) | Phytophthora Root Rot | Potato Leafhopper | Aphanomyces Root Rot Race 1 | Aphanomyces Root Rot Race 2 |
|---------------------|---------------|----------------|-------------|-------------------|---------------------------------|-------------------|---------------------|--------------------|-----------------------|-------------------|-----------------------------|-----------------------------|
| Conventional | | | | | | | | | | | | |
| MAXI GRAZE® | 2 | 2.0 | 3 | 1 | 3 | 1 | 1 | 4 | HR | - | R | - |
| MP 1000 BRAND | 4 | 2.0 | 3 | 3 | 3 | 3 | 2 | 3 | HR | - | R | - |
| LEGENDAIRY X | 3.4 | 1.0 | 2 | 2 | 1 | 3 | 1 | 2 | HR | - | HR | - |
| LEGENDAIRY AA | 3.4 | 1.1 | 1 | 1 | 1 | 3 | 1 | 1 | HR | - | HR+ | HR+ |
| TRAILBLAZER XHH | 4 | 2.0 | 3 | 3 | 3 | 4 | 1 | 3 | HR | HR | HR | R |
| REBOUND X | 4 | 2.0 | 2 | 2 | 2 | 2 | 2 | 1 | HR | - | HR | R |
| REBOUND AA | 4.4 | 1.7 | 1 | 1 | 2 | 4 | 2 | 1 | HR | - | HR+ | HR+ |
| GUNNER AA | 4.8 | 1.2 | 1 | 1 | 2 | 4 | 1 | 1 | HR | - | HR+ | HR+ |
| NIMBUS 2.0 | 5 | 2.0 | 1 | 2 | 2 | 4 | 1 | 1 | HR | - | HR | - |
| ARTESIAN SUN 6.3 | 6 | 3.1 | 1 | 2 | 3 | 4 | 1 | 1 | HR | - | HR | - |
| SUN TITAN | 8.4 | - | 1 | 1 | 2 | 5 | 1 | 1 | HR | - | - | - |

KEY**Scale**

- 1 = Excellent
- 2 = Strong
- 3 = Acceptable
- 4 = Manage
- 5 = Not Recommended

1 Feed Quality Index

Feed quality ratings for HarvXtra® Alfalfa are represented on a separate scale than Roundup Ready® and conventional alfalfa varieties and are signified with an "H." Because there is a significant improvement in forage quality, HarvXtra® Alfalfa products can only be compared to other HarvXtra® Alfalfa products.

2 Salt Tolerance

- G** = Variety tolerance for germination under high saline conditions in a petri dish
- F** = Variety tolerance for forage growth under high saline conditions as a potted plant in the greenhouse

Resistance Ratings

- S** = Susceptible (0–5%)
- LR** = Low Resistance (6–14%)
- MR** = Moderate Resistance (15–30%)
- R** = Resistance (31–51%)
- HR** = High Resistance (>50%)
- HR+** = Highest Resistance available on the market (>50%)

Note: Field tests are currently being used to select and validate true salt-tolerant varieties. Many soils that are high in salinity also have other problematic conditions. Therefore, germination and forage salt-tolerant ratings may not predict field performance.

Product descriptions and ratings are generated from Answer Plot® trials and/or from the genetics supplier and may change as additional data is gathered.

| PRODUCT | Enhanced Multi-Race (EMR) | Aphanomyces Root Rot | Bacterial Wilt | Anthrachnose Race 1 | Anthrachnose Multi Race | Fusarium Wilt | Verticillium Wilt | Spotted Alfalfa Aphid | Pea Aphid | Blue Alfalfa Aphid | Stem Nematode | Northern Root-Knot Nematode | Salt Germination Tolerance ² | Disease Resistance | Insect Resistance | Nematode Resistance | |
|---------------------|---------------------------|----------------------|----------------|---------------------|-------------------------|---------------|-------------------|-----------------------|-----------|--------------------|---------------|-----------------------------|---|--------------------|-------------------|---------------------|---|
| Conventional | | | | | | | | | | | | | | | | | |
| MAXI GRAZE® | - | HR | R | - | HR | R | - | - | - | - | - | - | - | - | 4 | 5 | 5 |
| MP 1000 BRAND | - | HR | HR | - | HR | R | - | - | - | - | - | - | - | - | 4 | 5 | 5 |
| LEGENDAIRY X | - | HR | HR | - | HR | HR | R | HR | - | R | - | G | - | G | 3 | 2 | 3 |
| LEGENDAIRY AA | HR+ | HR | HR+ | HR+ | HR | HR | R | HR | - | R | - | G | - | G | 1 | 2 | 3 |
| TRAILBLAZER XHH | - | HR | HR | - | HR | HR | R | HR | R | - | - | - | - | - | 3 | 2 | 5 |
| REBOUND X | - | HR | HR | - | HR | HR | - | - | - | R | - | - | - | - | 2 | 3 | 3 |
| REBOUND AA | HR+ | HR | HR+ | HR+ | HR | HR | R | R | - | R | - | G | - | G | 1 | 3 | 3 |
| GUNNER AA | HR+ | HR | HR+ | HR+ | HR | HR | R | HR | - | HR | - | G | - | G | 1 | 3 | 1 |
| NIMBUS 2.0 | - | HR | HR | - | HR | HR | R | HR | - | HR | HR | HR | G | G | 3 | 3 | 1 |
| ARTESIAN SUN 6.3 | - | R | HR | - | HR | HR | - | HR | - | HR | - | G | - | G | 3 | 3 | 1 |
| SUN TITAN | - | MR | R | - | HR | MR | HR | HR | HR | HR | HR | HR | G | G | 5 | 1 | 1 |

KEY

Scale
 1 = Excellent
 2 = Strong
 3 = Acceptable
 4 = Manage
 5 = Not Recommended

1 Feed Quality Index
 Feed quality ratings for HarvXtra® Alfalfa are represented on a separate scale than Roundup Ready® and conventional alfalfa varieties and are signified with an "H." Because there is a significant improvement in forage quality, HarvXtra® Alfalfa products can only be compared to other HarvXtra® Alfalfa products.

2 Salt Tolerance
G = Variety tolerance for germination under high saline conditions in a petri dish
F = Variety tolerance for forage growth under high saline conditions as a potted plant in the greenhouse

Resistance Ratings
S = Susceptible (0–5%)
LR = Low Resistance (6–14%)
MR = Moderate Resistance (15–30%)
R = Resistance (31–51%)
HR = High Resistance (>50%)
HR+ = Highest Resistance available on the market (>50%)

Note: Field tests are currently being used to select and validate true salt-tolerant varieties. Many soils that are high in salinity also have other problematic conditions. Therefore, germination and forage salt-tolerant ratings may not predict field performance.

Product descriptions and ratings are generated from Answer Plot® trials and/or from the genetics supplier and may change as additional data is gathered.

Product Name

Attributes

Placement

Product Name

Attributes

Placement

Product Name

Attributes

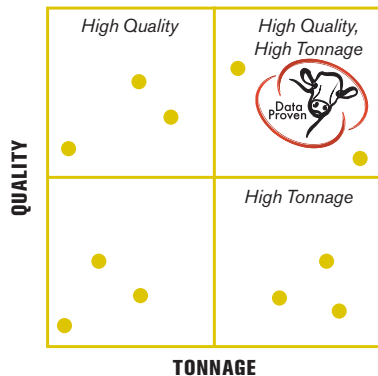
Placement

PROVIDING THE HIGHEST EXPECTATIONS FOR TONNAGE AND QUALITY CORN SILAGE.

SELECT HYBRIDS FOR QUALITY AND TONNAGE

When selecting a corn silage hybrid, two considerations should rise to the top: quality to achieve milk/ton and tonnage for yield. In replicated Answer Plot® trials, we test CROPLAN® corn silage hybrids for both nutrient requirements and agronomic factors.

Look for the CROPLAN hybrids with the Data Proven icon. It represents the designation of high quality and high tonnage, consistently performing to deliver high quality and high tonnage potential.



Your nutritionist can determine the parameters for nutrient needs, and your WinField United representative can use Answer Plot® data to help position each hybrid for optimal performance based on multiple variables.

WHEN PERFORMANCE IS ON THE LINE, THINK SILAGEFIRST® HYBRIDS

CROPLAN seed has three types of silage hybrids, specifically designed for high-producing dairy and beef cattle:

LEAFY HYBRIDS

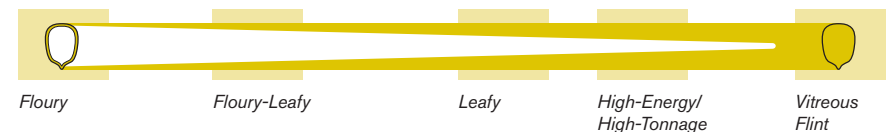
- Leafy stalks are thicker and more digestible, with larger ears to produce more energy.

FLOURY-LEAFY HYBRIDS

- At feed out, these products effectively bridge the gap between the previous year's corn silage pile and the current year's feed.
- May not contain a high level of total starch but have a softer kernel texture that's easily broken during the chopping, storage and chewing process, allowing starch to be readily digested for more available energy.

HIGH-ENERGY/HIGH-TONNAGE HYBRIDS

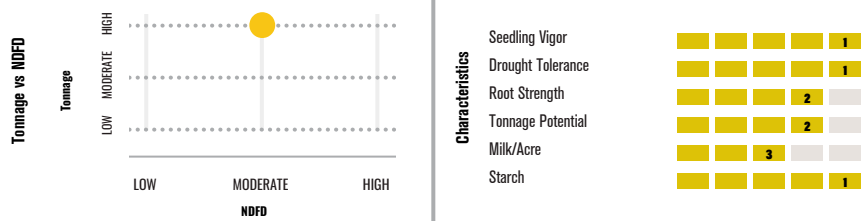
- More flexibility in harvest and feed out as grain or high-energy/high-tonnage silage when used in combination with leafy and floury-leafy hybrids.
- Appropriate for feeding after the 120-day post-ensiling period when reaching optimum starch and fiber digestibility.



CROPLAN CP2790VT2P

VTDoublePRO
RIB COMPLETE

Relative Maturity: 87



- High-tonnage potential with strong ear flex and drought tolerance
- Excellent seedling vigor for early planting
- Strong ear flex with a moderate response to nitrogen; broad range of growing conditions
- Manage for late-season stalks and Goss's wilt

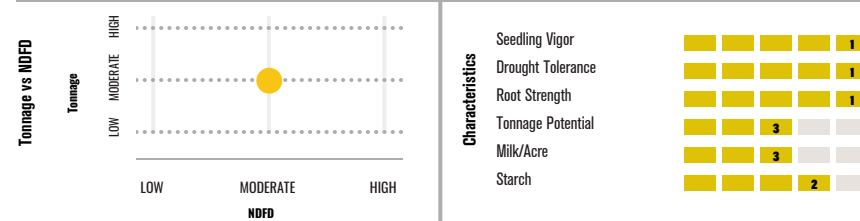
CROPLAN CP2845SS

SmartStax
RIB COMPLETE

VTDoublePRO
RIB COMPLETE



[VT2P/RIB]*
Relative Maturity: 89



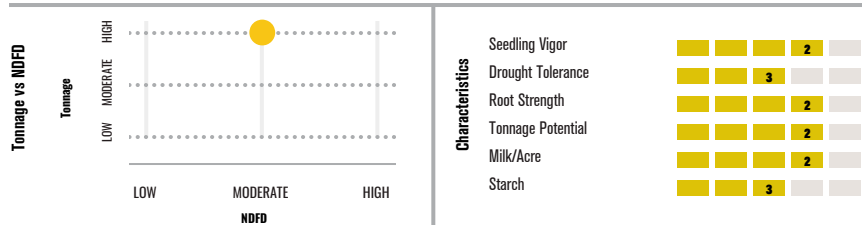
- High yield potential across all soil types and environments
- Plant early, great emergence in cooler soils; excellent conservation-till hybrid
- High response to nitrogen and population optimizes yield potential
- Manage placement for Goss's wilt

CROPLAN CP3104VT4PRO™

VT4PRO
RIB COMPLETE

Relative Maturity: 91

NEW



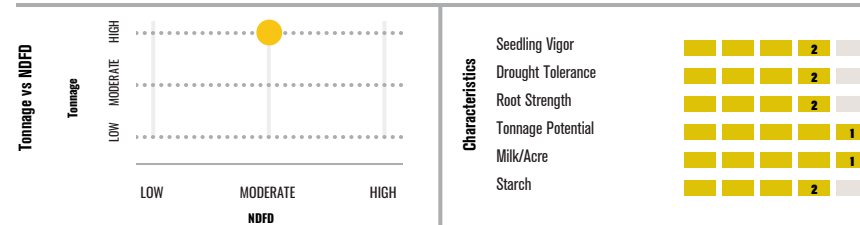
- Big tonnage potential with CRW protection in the early 90-RM
- Strong emergence and roots
- Strong drought tolerance allows placement on stress acres
- Acceptable Goss's wilt tolerance

CROPLAN CP3200SRR

Roundup Ready 2
EVO



Relative Maturity: 93



- Floury, leafy silage-only hybrid; very high tonnage potential
- Tall plant with large flex ears, contributing to above-average starch
- Highly responsive to nitrogen and fungicide applications
- Best positioned at lower seeding rates to maximize tonnage and agronomics

KEY

SCALE:
 1 = Excellent
 2 = Strong
 3 = Acceptable
 4 = Manage
 5 = Not Recommended

Product descriptions and ratings are generated from Answer Plot® trials and/or from the genetics supplier and may change as additional data is gathered.

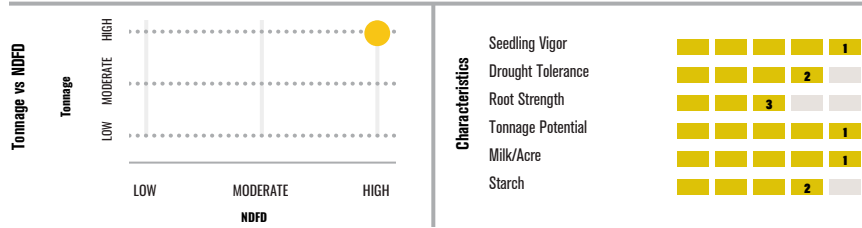


CROPLAN® corn silage hybrids that consistently perform for high-quality and high-tonnage in Answer Plot® trials.

CROPLAN CP3490VT2P

VTDoublePRO
RIB COMPLETE

Relative Maturity: 94

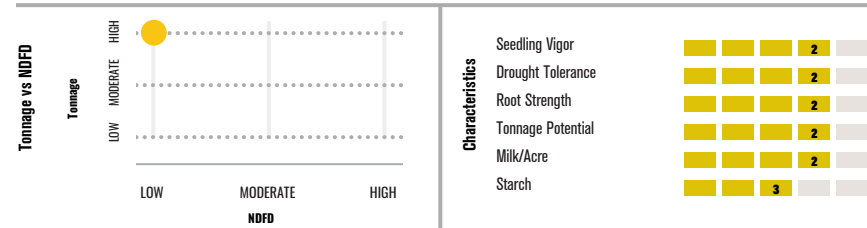


- Consistent tonnage with stability across wide range of environments
- Strong roots can deliver exceptional drought tolerance and performance in poor soils
- Semi-flex ear and strong stalks
- Harvest timely because staygreen is below average

CROPLAN CP3519SS

SmartStax
RIB COMPLETE

Relative Maturity: 95



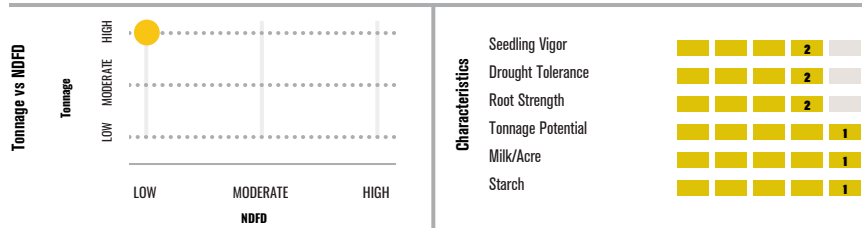
- SmartStax® hybrid enhanced by big tonnage and great plant health
- Strong agronomic package to complement yield potential
- Moderate management allows versatility across many acres
- Fungicide application recommended in areas with GLS pressure

CROPLAN CP3595VT4PRO™

VT4PRO
CRW PROTECTION

Relative Maturity: 95

NEW



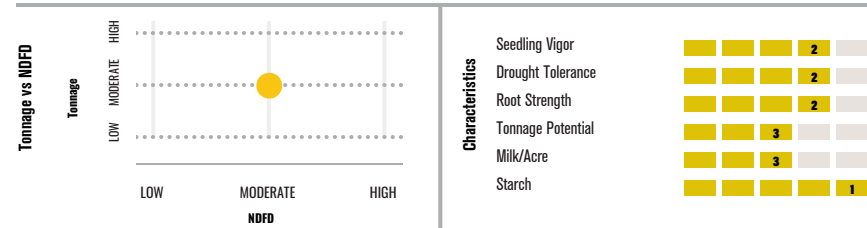
- Outstanding tonnage and quality characteristics combined with VT4P CRW protection
- Strong agronomics from emergence, stalks, roots and drought tolerance
- Strong Goss's tolerance and Greensnap allows western movement with confidence
- Good ear flex allows for moderate planting populations

CROPLAN CP3715SSPRO

SmartStax PRO
RIB COMPLETE



Relative Maturity: 97



- Versatile SmartStax® PRO hybrid for known CRW acres
- Strong stress tolerance and solid agronomics
- Moderate RTN score; doesn't need aggressive N management to thrive
- Manage in areas where gray leaf spot is a concern

KEY

SCALE:
 1 = Excellent
 2 = Strong
 3 = Acceptable
 4 = Manage
 5 = Not Recommended

Product descriptions and ratings are generated from Answer Plot® trials and/or from the genetics supplier and may change as additional data is gathered.

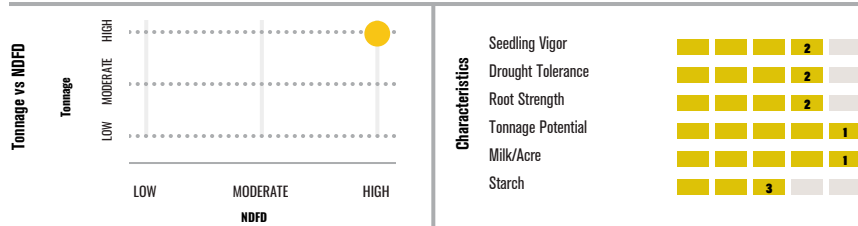


CROPLAN® corn silage hybrids that consistently perform for high-quality and high-tonnage in Answer Plot® trials.

CROPLAN CP3724VT2P

Relative Maturity: 97

VTDoublePRO
RIB COMPLETE

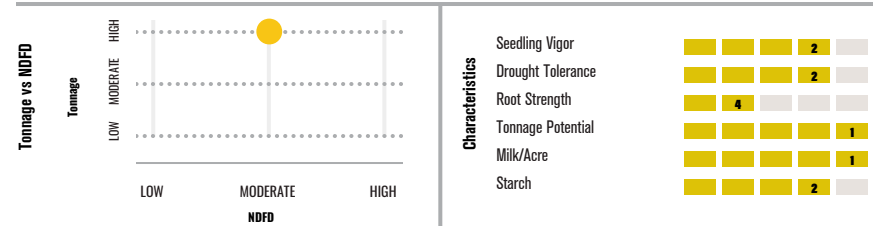


- Dual-purpose hybrid with excellent tonnage potential
- Great late season agronomics with strong standability
- Responds well both to aggressive nitrogen fertility and fungicide applications
- Works well in tough, variable or ideal yield environments

CROPLAN CP3790VT2P

Relative Maturity: 97

VTDoublePRO
RIB COMPLETE



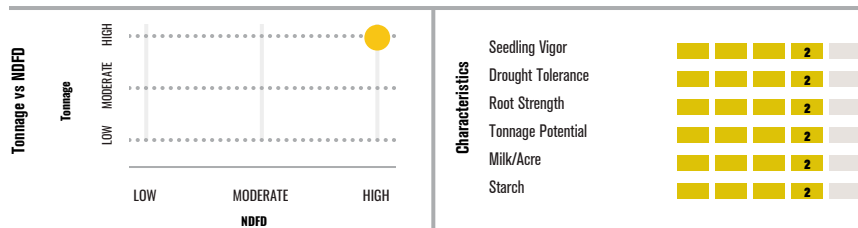
- Excellent tonnage potential
- Strong emergence and stalks
- Great flex ear and strong drought tolerance
- Don't overpopulate to aid in root development

CROPLAN CP3818VT4P

Relative Maturity: 98

VT4PRO
RIB COMPLETE

Trecepta
RIB COMPLETE

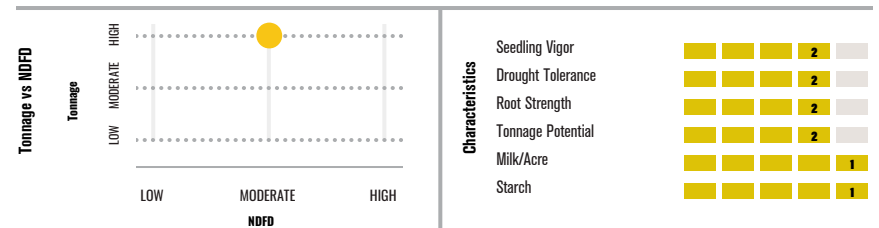


- Strong tonnage and milk per acre ratings combined excellent starch numbers
- Strong agronomic package with best fit east of the Missouri River
- Moderate RTP, RTN and RTF makes this an easy to manage hybrid
- Average Goss's tolerance requires caution when planting on acres with history

CROPLAN CP3852TRE

Relative Maturity: 98

Trecepta
RIB COMPLETE



- Dual-purpose hybrid with excellent quality and strong tonnage potential
- Strong emergence, roots and stalk quality
- Semi-flex ear that allows for a range of populations
- Manage GLS and NCLB with a fungicide in heavy pressure scenarios

KEY

SCALE:

1 = Excellent
2 = Strong

3 = Acceptable

4 = Manage
5 = Not Recommended

Product descriptions and ratings are generated from Answer Plot® trials and/or from the genetics supplier and may change as additional data is gathered.

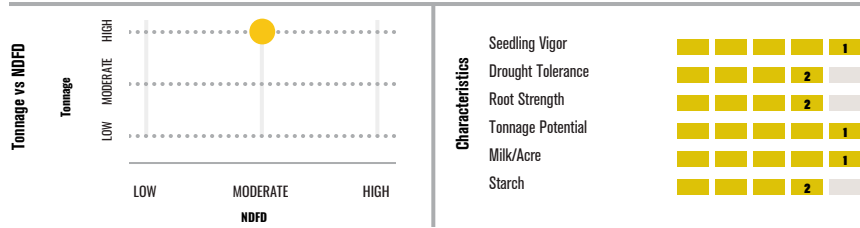


CROPLAN® corn silage hybrids that consistently perform for high-quality and high-tonnage in Answer Plot® trials.

CROPLAN CP3899VT2P

Relative Maturity: 98

VTDoublePRO
HYBRID COMPLETE

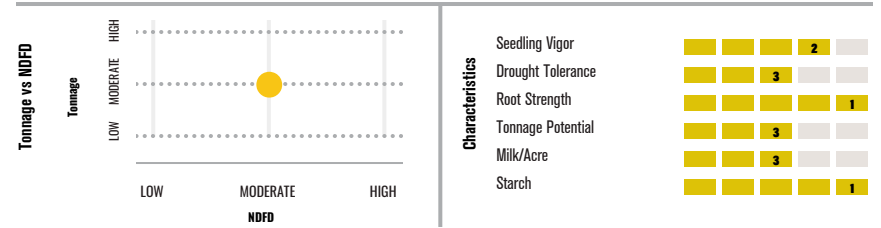


- Excellent yield potential across all yield environments
- Late-flowering with excellent heat and moisture stress tolerance
- Works well in both hot or cool growing seasons
- Tall hybrid with consistently high tonnage potential and above-average digestibility

CROPLAN CP3980VT2P

Relative Maturity: 99

VTDoublePRO
HYBRID COMPLETE

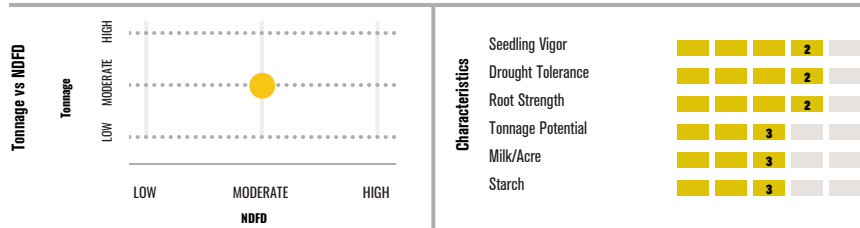


- Tall hybrid with strong grain yield potential to drive high-tonnage potential
- Excellent roots and good drought tolerance allow for high seeding rates and tonnage potential
- Moderate response to nitrogen provides consistent performance across variable soils
- Harvest timely to avoid excess drydown

CROPLAN CP4024SSPRO

Relative Maturity: 100

SmartStaxPRO
HYBRID COMPLETE

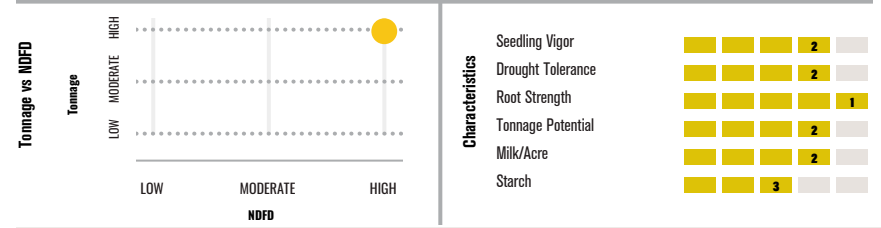


- Strong SmartStax® PRO hybrid for heavy corn rootworm acres
- Solid agronomic and disease package
- Versatile hybrid that moves north well
- Acceptable Goss's wilt tolerance

CROPLAN CP4079VT2P

Relative Maturity: 100

VTDoublePRO
HYBRID COMPLETE



- Dual-purpose option for most soil types and yield environments
- Medium-tall hybrid with strong Goss's wilt rating and seedling vigor; excellent roots
- Position at medium populations and manage nitrogen for high yield potential

KEY

SCALE:

1 = Excellent
2 = Strong

3 = Acceptable

4 = Manage
5 = Not Recommended

Product descriptions and ratings are generated from Answer Plot® trials and/or from the genetics supplier and may change as additional data is gathered.

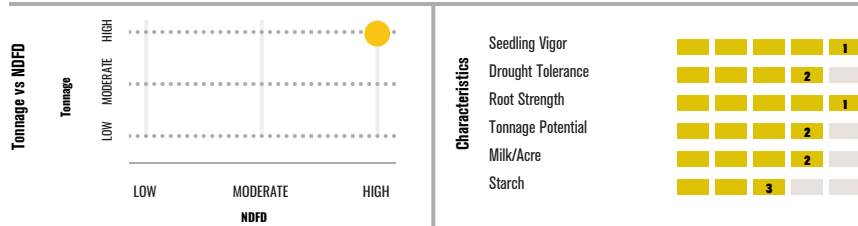


CROPLAN® corn silage hybrids that consistently perform for high-quality and high-tonnage in Answer Plot® trials.

CROPLAN CP4099SS

Relative Maturity: 100

SmartStax
RIB COMPLETE

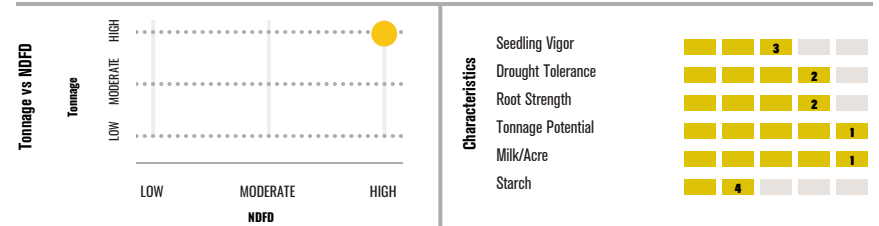


- Late-flowering hybrid with excellent roots and seedling vigor for early planting
- High response to intensive management; can also handle average acres
- Manage in areas with gray leaf spot and northern corn leaf blight
- Tall hybrid with consistently high tonnage potential and above-average digestibility

CROPLAN CP4100SVT2P

Relative Maturity: 101

VT DoublePRO
RIB COMPLETE



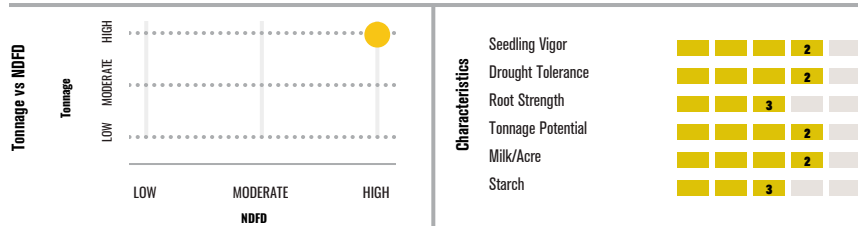
- Highly digestible leafy-type silage hybrid with high yield potential
- Tall white cob hybrid does best in medium-high populations
- Excellent performance for high tonnage and high-quality potential
- Average seedling vigor

CROPLAN CP4111VT4P

Relative Maturity: 101

VT4PRO
RIB COMPLETE

NEW

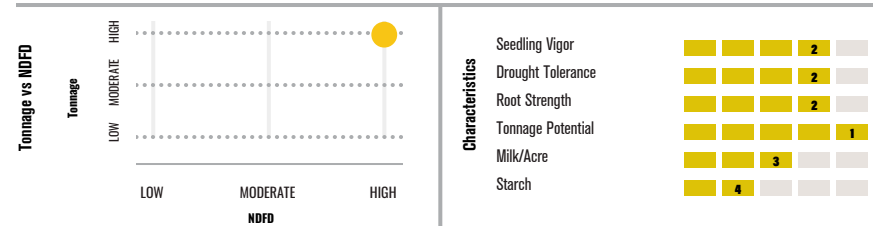


- Big tonnage potential, NDFD and Milk/A contribute to this as a strong choice for dual-purpose silage
- Great emergence, strong stalks, strong Southern Rust tolerance
- Big plant that looks to give best performance on above average acres
- Strong Goss's and greensnap allows western movement

CROPLAN CP4200S/RR

Relative Maturity: 102

Roundup Ready 2
RIB COMPLETE



- Floury, leafy silage-only hybrid with big plant stature
- Great combination of tonnage and quality potential
- Maximum planting population of 28,000-30,000 seeds per acre

KEY

SCALE:

1 = Excellent
2 = Strong

3 = Acceptable

4 = Manage
5 = Not Recommended

Product descriptions and ratings are generated from Answer Plot® trials and/or from the genetics supplier and my change as additional data is gathered.

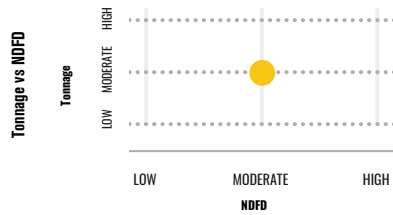


CROPLAN® corn silage hybrids that consistently perform for high-quality and high-tonnage in Answer Plot® trials.

CROPLAN CP4246SS

SmartStax
RIB COMPLETE

Relative Maturity: 102



| Characteristics | 1 | 2 | 3 | 4 | 5 |
|-------------------|---|---|---|---|---|
| Seedling Vigor | | | | | 2 |
| Drought Tolerance | | | 3 | | |
| Root Strength | | | | 2 | |
| Tonnage Potential | | | | 4 | |
| Milk/Acre | | | 3 | | |
| Starch | | | | | 2 |

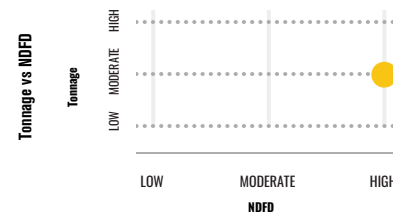
- Dual-purpose SmartStax® hybrid for the continuous corn silage acre
- Strong roots and stalks
- Hybrid moves north well along with strong emergence and vigor
- Acceptable drought tolerance

CROPLAN CP4444VT2P

VTDoublePRO



Relative Maturity: 104



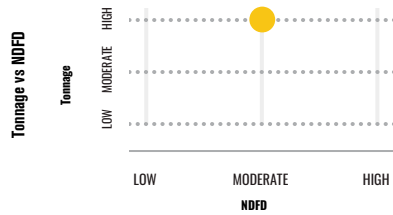
| Characteristics | 1 | 2 | 3 | 4 | 5 |
|-------------------|---|---|---|---|---|
| Seedling Vigor | | | | | 1 |
| Drought Tolerance | | | 3 | | |
| Root Strength | | | | 2 | |
| Tonnage Potential | | | 3 | | |
| Milk/Acre | | | 3 | | |
| Starch | | | | | 1 |

- Consistent, versatile hybrid to cover broad acres
- Excellent emergence and seedling vigor; strong stalks and roots
- Manage population in high-yield environments

CROPLAN CP4516TRE

Trecepta
RIB COMPLETE

Relative Maturity: 105



| Characteristics | 1 | 2 | 3 | 4 | 5 |
|-------------------|---|---|---|---|---|
| Seedling Vigor | | | | | 2 |
| Drought Tolerance | | | 3 | | |
| Root Strength | | | | 2 | |
| Tonnage Potential | | | | | 1 |
| Milk/Acre | | | | 2 | |
| Starch | | | | | 1 |

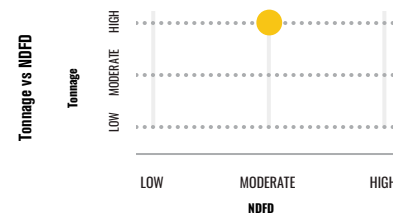
- Excellent tonnage potential when placed on average to above average acres
- Strong roots, test weight and Goss's wilt tolerance
- High response to intensive management; can also handle average acres
- Manage late season intactness with a fungicide application in high yield environments

CROPLAN CP4652SSPRO

SmartStax PRO



Relative Maturity: 106



| Characteristics | 1 | 2 | 3 | 4 | 5 |
|-------------------|---|---|---|---|---|
| Seedling Vigor | | | | | 2 |
| Drought Tolerance | | | | 2 | |
| Root Strength | | | | 2 | |
| Tonnage Potential | | | | | 1 |
| Milk/Acre | | | | | 1 |
| Starch | | | 3 | | |

- Excellent tonnage and quality potential with SmartStax® PRO trait for continuous corn acres
- Excellent top end yield potential
- Responds favorably to additional nitrogen applications
- Maximize late season staygreen with fungicide application

KEY

SCALE:

1 = Excellent
2 = Strong

3 = Acceptable
4 = Manage
5 = Not Recommended

Product descriptions and ratings are generated from Answer Plot® trials and/or from the genetics supplier and may change as additional data is gathered.



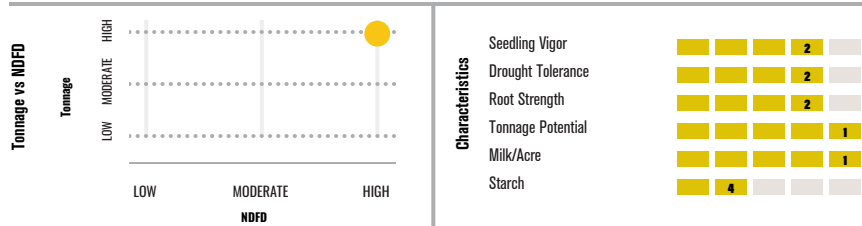
CROPLAN® corn silage hybrids that consistently perform for high-quality and high-tonnage in Answer Plot® trials.

CROPLAN CP4689PCE

Relative Maturity: 106



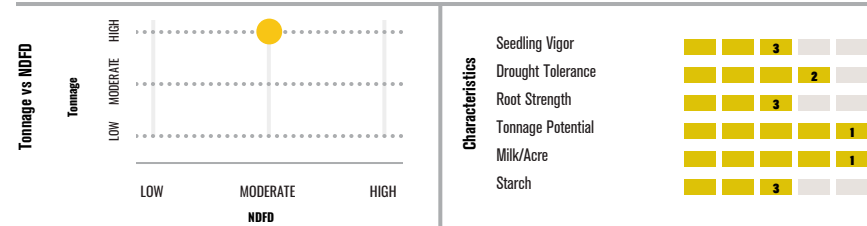
NEW



- Excellent tonnage potential and milk/A combined with outstanding agronomic package
- Excellent emergence, stalks and roots plus excellent tar spot tolerance
- Broadly adapted across most soil types and yield environments
- Apply a fungicide when Southern Rust pressure is heavy

CROPLAN CP4770SS

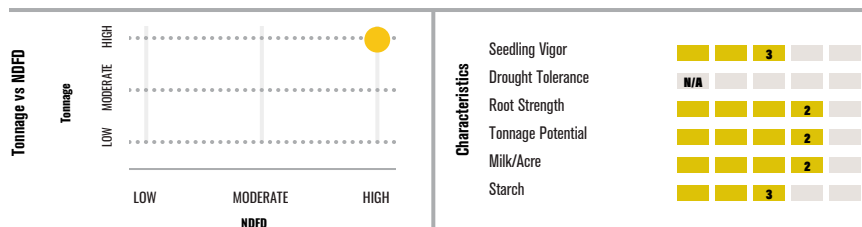
Relative Maturity: 107



- Big-time tonnage and milk per acre potential
- SmartStax® hybrid with great agronomics
- Semi-fixed ear prefers moderate to moderately high populations
- Acceptable stalks and roots

CROPLAN CP4839PCE

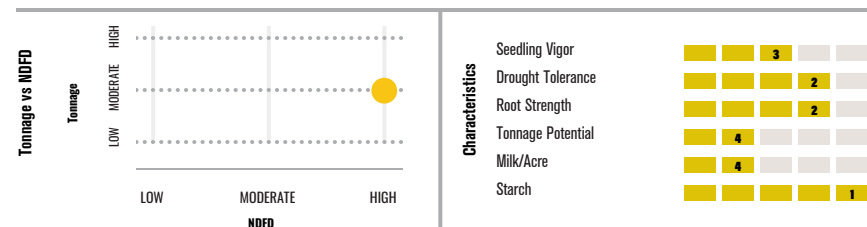
Relative Maturity: 108



- Great tonnage potential combined with high quality potential
- Excellent roots and strong stalks
- Works well across variable acres and variable populations
- Average emergence; caution when planting into cold soils

CROPLAN CP4840TRE

Relative Maturity: 108



- Great quality-potential silage; respectable tonnage potential
- Strong roots and stalks; strong drought tolerance
- Excellent high pH tolerance
- Average emergence; caution when planting into cold soils

KEY

SCALE:

- 1 = Excellent
- 2 = Strong

3 = Acceptable

- 4 = Manage
- 5 = Not Recommended

Product descriptions and ratings are generated from Answer Plot® trials and/or from the genetics supplier and may change as additional data is gathered.

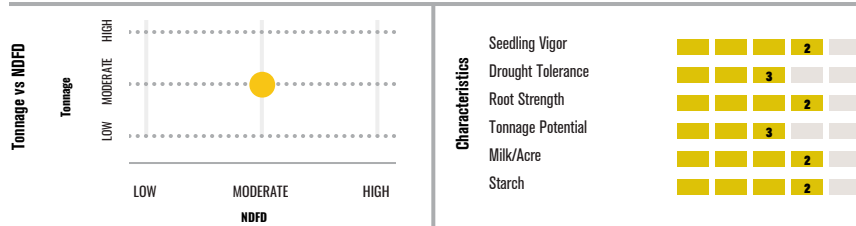


CROPLAN® corn silage hybrids that consistently perform for high-quality and high-tonnage in Answer Plot® trials.

CROPLAN CP4880SS

Relative Maturity: 108

SmartStax
RIB COMPLETE

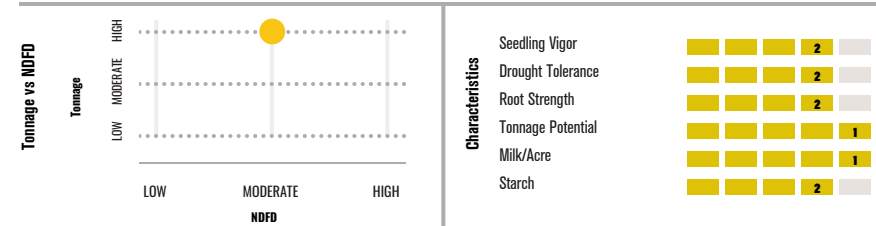


- Best performance on high yield potential and well drained soils
- SmartStax® hybrid with exceptional top end yield potential
- Strong stalks and roots
- High tonnage potential, despite being a medium-short statured hybrid

CROPLAN CP4917SSPRO

Relative Maturity: 109

SmartStax PRO
RIB COMPLETE

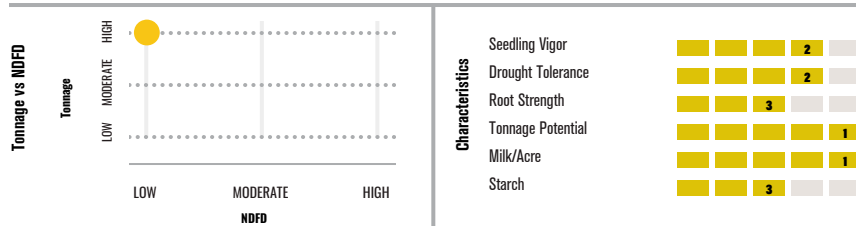


- Tall SmartStax® PRO hybrid; outstanding tonnage potential
- Strong agronomic package; complements yield potential
- Best performance in zone and north
- Avoid fields with prolonged saturated soils

CROPLAN CP5050VT4P

Relative Maturity: 110

VT4PRO
GREENSNAP



- Big tonnage potential and milk/A potential in a highly versatile VT4P hybrid with great versatility
- Strong emergence, stalks and drought tolerance allows versatile placement
- Good ear flex yet still responds to higher populations and will respond to a fungicide application
- Good Goss's and Greensnap allow western movement

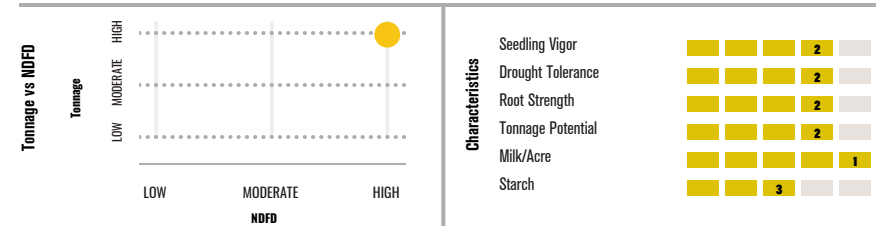
CROPLAN CP5249PCE

Relative Maturity: 112

POLLER
E-Elite



NEW



- Excellent milk/A plus strong tonnage and NDFD make this a great choice for silage acres
- Strong agronomics with great ear flex and great late-season appearance
- Great tolerance to both Goss's and Southern Rust
- Average drought tolerance so avoid over-populating on drought prone soils

KEY

SCALE:

1 = Excellent
2 = Strong

3 = Acceptable

4 = Manage
5 = Not Recommended

Product descriptions and ratings are generated from Answer Plot® trials and/or from the genetics supplier and may change as additional data is gathered.

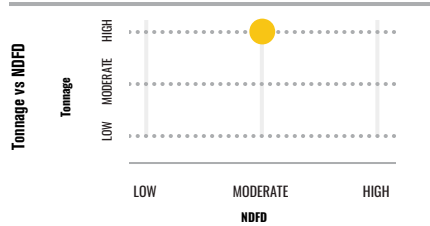


CROPLAN® corn silage hybrids that consistently perform for high-quality and high-tonnage in Answer Plot® trials.

CROPLAN CP5320SSPRO

Relative Maturity: 113

SmartStax[®] PRO



| Characteristics | 1 | 2 | 3 | 4 | 5 |
|-------------------|---|---|---|---|---|
| Seedling Vigor | | | | | 2 |
| Drought Tolerance | | | | | 2 |
| Root Strength | | | | | 2 |
| Tonnage Potential | | | | | 1 |
| Milk/Acre | | | | | 1 |
| Starch | | | | | 2 |

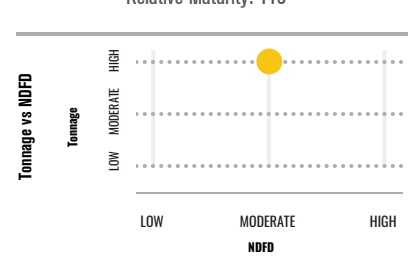
- Exceptional tonnage potential combined with SmartStax[®] PRO corn rootworm protection
- Broadly adapted from east to west; handles marginal and top-end acres
- Moderate planting populations will enhance root strength
- Average emergence; caution when planting into cold soils

CROPLAN CP5370SS

[VT2P/RIB]*
Relative Maturity: 113

SmartStax[®]

VTDoublePRO



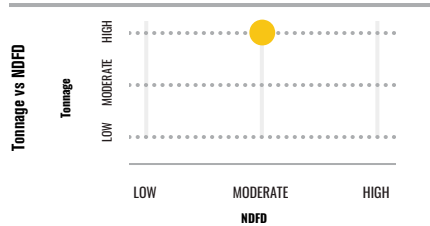
| Characteristics | 1 | 2 | 3 | 4 | 5 |
|-------------------|---|---|---|---|---|
| Seedling Vigor | | | | | 1 |
| Drought Tolerance | | | | | 2 |
| Root Strength | | | | | 1 |
| Tonnage Potential | | | | | 2 |
| Milk/Acre | | | | | 2 |
| Starch | | | | | 2 |

- Tall hybrid with very high tonnage potential and above average starch content
- Excellent stalks and roots
- Optimize yield potential with nitrogen management and plant densities
- Best positioned on rotated acres; ear tip back influenced by genetics

CROPLAN CP5550VT2P

Relative Maturity: 115

VTDoublePRO



| Characteristics | 1 | 2 | 3 | 4 | 5 |
|-------------------|---|---|---|---|---|
| Seedling Vigor | | | | | 2 |
| Drought Tolerance | | | | | 2 |
| Root Strength | | | | | 2 |
| Tonnage Potential | | | | | 1 |
| Milk/Acre | | | | | 1 |
| Starch | | | | | 4 |

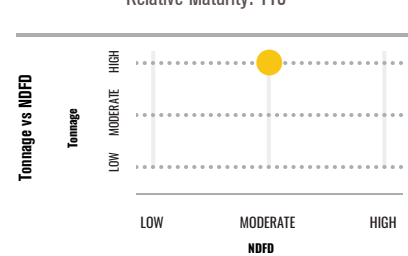
- Position in average to high-yield-potential acres; dual-purpose option
- Solid agronomic and disease package
- Semi-flex ear for moderate to moderately high planting densities
- Acceptable Goss's wilt tolerance

CROPLAN CP5678VT2P

[SS/RIB]*
Relative Maturity: 116

VTDoublePRO

SmartStax[®]



| Characteristics | 1 | 2 | 3 | 4 | 5 |
|-------------------|---|---|---|---|---|
| Seedling Vigor | | | | | 3 |
| Drought Tolerance | | | | | 2 |
| Root Strength | | | | | 3 |
| Tonnage Potential | | | | | 2 |
| Milk/Acre | | | | | 2 |
| Starch | | | | | 3 |

- Medium-height hybrid with wide leaves and girthy stalk that contributes to solid tonnage potential
- Tough hybrid; good stress tolerance; has a semi-flex ear
- Full-season dual-purpose hybrid with great stalks and roots
- Excels with high nitrogen and fungicides, and medium-high populations

KEY

SCALE:

1 = Excellent
2 = Strong

3 = Acceptable
4 = Manage
5 = Not Recommended

Product descriptions and ratings are generated from Answer Plot[®] trials and/or from the genetics supplier and my change as additional data is gathered.

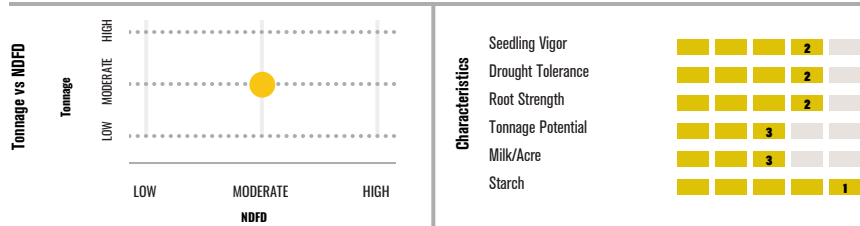


CROPLAN[®] corn silage hybrids that consistently perform for high-quality and high-tonnage in Answer Plot[®] trials.

CROPLAN CP5682TRE

Relative Maturity: 116

Trecepta
RIB COMPLETE

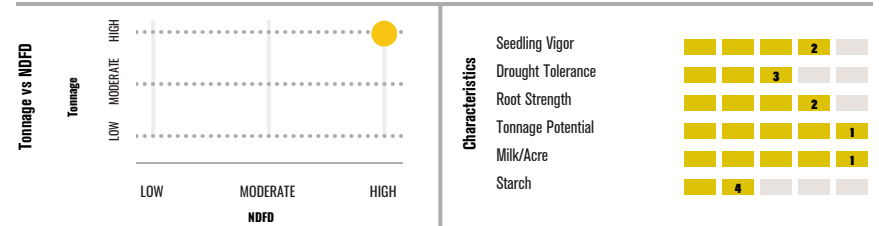


- Trecepta® hybrid with good tonnage and milk potential
- Strong stalks and emergence
- Semi-flex ear allows variable populations to match a variety of acres
- Acceptable roots and drought tolerance

CROPLAN CP5700SVT2P

Relative Maturity: 117

VT DoublePRO
RIB COMPLETE

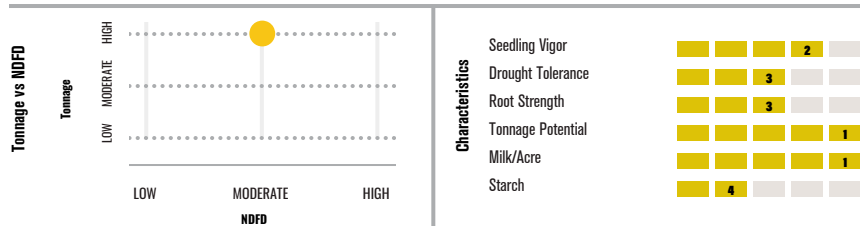


- Exceptionally high tonnage potential and digestibility
- Performs extremely well in the Midwest, Southeast, West and Pacific Northwest
- Takes heat and stress at a wide range of populations
- Needs high rates of nitrogen/manure for optimal yield potential; high response to fungicides

CROPLAN CP5760TRE

Relative Maturity: 117

Trecepta
RIB COMPLETE



- Outstanding performance potential from east to west
- High tonnage potential combined with high quality
- Versatile placement across soil types at moderate populations
- Fungicide recommended to enhance protection against southern rust

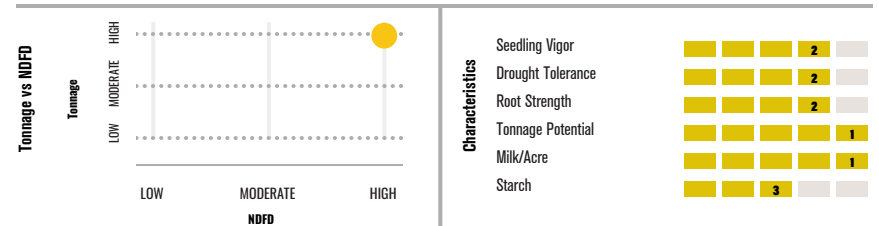
CROPLAN CP5777SSPRO

Relative Maturity: 117

SmartStaxPRO
RIB COMPLETE



NEW



- Excellent tonnage, TDN and milk/A that performs from Florida to Illinois
- Strong stalks, drought tolerance and Southern Rust tolerance and great late-season appearance
- Highly versatile hybrid that performs on the highly productive acre to the average/stressed acre
- Acceptable Goss's and Greensnap will allow western movement

KEY

SCALE:

1 = Excellent
2 = Strong

3 = Acceptable

4 = Manage
5 = Not Recommended

Product descriptions and ratings are generated from Answer Plot® trials and/or from the genetics supplier and may change as additional data is gathered.



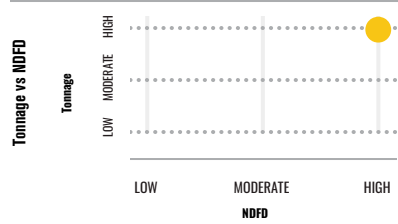
CROPLAN® corn silage hybrids that consistently perform for high-quality and high-tonnage in Answer Plot® trials.

CROPLAN CP5893TRE

Relative Maturity: 118

Trecepta
RIB COMPLETE

Roundup Ready 2
CORN 2



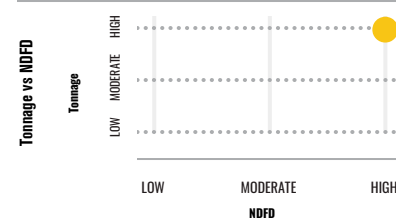
| Characteristics | 1 | 2 | 3 | 4 | 5 |
|-------------------|---|---|---|---|---|
| Seedling Vigor | ■ | ■ | ■ | ■ | ■ |
| Drought Tolerance | ■ | ■ | ■ | ■ | ■ |
| Root Strength | ■ | ■ | ■ | ■ | ■ |
| Tonnage Potential | ■ | ■ | ■ | ■ | ■ |
| Milk/Acre | ■ | ■ | ■ | ■ | ■ |
| Starch | ■ | ■ | ■ | ■ | ■ |

- Fits well in the Southern U.S. and Delta region
- Full-season offering with excellent emergence and seedling vigor
- Strong stalks and roots with good late season health
- Strong southern rust tolerance

CROPLAN CP5900SVT2P

Relative Maturity: 119

VtDoublePRO
RIB COMPLETE



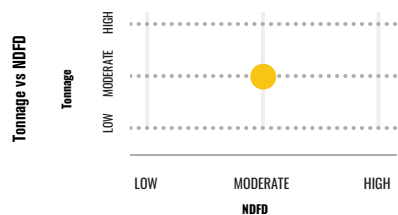
| Characteristics | 1 | 2 | 3 | 4 | 5 |
|-------------------|---|---|---|---|---|
| Seedling Vigor | ■ | ■ | ■ | ■ | ■ |
| Drought Tolerance | ■ | ■ | ■ | ■ | ■ |
| Root Strength | ■ | ■ | ■ | ■ | ■ |
| Tonnage Potential | ■ | ■ | ■ | ■ | ■ |
| Milk/Acre | ■ | ■ | ■ | ■ | ■ |
| Starch | ■ | ■ | ■ | ■ | ■ |

- Strong heat tolerance; exceptional high pH soil tolerance
- Very good southern rust tolerance; good for corn-on-corn acres
- Decrease populations in heavy soils prone to flooding
- Tall silage hybrid with very high tonnage potential and above-average digestibility

CROPLAN CP5911VT2P

Relative Maturity: 119

VtDoublePRO



| Characteristics | 1 | 2 | 3 | 4 | 5 |
|-------------------|---|---|---|---|---|
| Seedling Vigor | ■ | ■ | ■ | ■ | ■ |
| Drought Tolerance | ■ | ■ | ■ | ■ | ■ |
| Root Strength | ■ | ■ | ■ | ■ | ■ |
| Tonnage Potential | ■ | ■ | ■ | ■ | ■ |
| Milk/Acre | ■ | ■ | ■ | ■ | ■ |
| Starch | ■ | ■ | ■ | ■ | ■ |

- Robust plant type with great starch content
- Strong drought and heat tolerance
- Semi-flex ear to allow for variable planting populations.
- Good tolerance to southern rust

KEY

SCALE:

| | |
|---------------|---------------------|
| 1 = Excellent | 3 = Acceptable |
| 2 = Strong | 4 = Manage |
| | 5 = Not Recommended |

Product descriptions and ratings are generated from Answer Plot® trials and/or from the genetics supplier and may change as additional data is gathered.



CROPLAN® corn silage hybrids that consistently perform for high-quality and high-tonnage in Answer Plot® trials.

| BRAND | Relative Maturity | Plant Height 1 | Ear Height 2 | Ear Flex 3 | Flower Date 4 | Kernel Rows | Response to Population (RTP) | Response to Nitrogen (RTN) | Response to Fungicide (RTF) | Seedling Vigor | Root Strength | Stalk Quality | Gray Leaf Spot | NCLB | Goss's Wilt | Drought Tolerance | Tonnage Potential | # Milk/Acre | % NDFD | % NDF | % Starch | % Crude Protein | TDN |
|-----------------------|-------------------|----------------|--------------|------------|---------------|-------------|------------------------------|----------------------------|-----------------------------|----------------|---------------|---------------|----------------|------|-------------|-------------------|-------------------|-------------|--------|-------|----------|-----------------|-----|
| RM 87-100 | | | | | | | | | | | | | | | | | | | | | | | |
| CP2790VT2P/RIB | 87 | M-T | M | SF | E | 16-18 | L | M | H | 1 | 2 | 3 | 3 | 2 | 4 | 1 | 2 | 3 | 3 | 3 | 1 | 3 | 3 |
| CP2845SS/RIB | 89 | M-T | M | SF | E | 16-18 | H | H | H | 1 | 1 | 2 | NA | 3 | 4 | 1 | 3 | 3 | 4 | 3 | 2 | 2 | 4 |
| NEW CP3104VT4P | 91 | M-T | H | SF | L | 18-20 | M | H | M | 2 | 2 | 3 | 3 | 3 | 3 | 3 | 2 | 2 | 4 | 3 | 3 | 3 | 2 |
| CP3200SRR | 93 | T | M | FL | M | 14-16 | L | H | H | 2 | 2 | 2 | 3 | 3 | 2 | 2 | 1 | 1 | 3 | 2 | 2 | 3 | 3 |
| CP3490VT2P/RIB | 94 | M-T | M-H | SF | M-L | 18-20 | M | L | H | 1 | 3 | 3 | 3 | 3 | 3 | 2 | 1 | 1 | 2 | 3 | 2 | 3 | 2 |
| CP3519SS | 95 | M-T | M-H | SF | M | 16-18 | M | H | H | 2 | 2 | 2 | 4 | 2 | 3 | 2 | 2 | 2 | 5 | 3 | 3 | 4 | 3 |
| NEW CP3595VT4P | 95 | T | H | SF | L | 16-18 | M | H | L | 2 | 2 | 2 | 3 | 2 | 2 | 2 | 1 | 1 | 5 | 5 | 1 | 3 | 1 |
| CP3715SSPRO/RIB | 97 | M-T | M-H | SF | M-E | 18-20 | M | M | M | 2 | 2 | 2 | 4 | 2 | 2 | 2 | 3 | 3 | 3 | 5 | 1 | 3 | 1 |
| CP3724VT2P/RIB | 97 | M-T | M | SF | M | 16-18 | M | H | H | 2 | 2 | 2 | 2 | 3 | 2 | 2 | 1 | 1 | 2 | 4 | 3 | 3 | 2 |
| CP3790VT2P | 97 | T | M-H | SF | M-L | 16-18 | L | M | H | 2 | 4 | 2 | 4 | 3 | 2 | 2 | 1 | 1 | 3 | 4 | 2 | 5 | 2 |
| CP3852TRE/RIB | 98 | M-T | M-H | FL | L | 16-18 | M | M | H | 2 | 2 | 2 | 3 | 3 | 2 | 2 | 2 | 1 | 3 | 4 | 1 | 5 | 3 |
| CP3899VT2P/RIB | 98 | M-T | M-H | SF | L | 16-20 | H | H | H | 1 | 2 | 2 | 4 | 4 | 3 | 2 | 1 | 1 | 3 | 3 | 2 | 3 | 3 |
| CP3818VT4P | 98 | M-T | M | SF | M | 16-18 | M | M | M | 2 | 2 | 2 | 3 | 2 | 3 | 2 | 2 | 2 | 1 | 2 | 2 | 5 | 4 |
| CP3980VT2P/RIB | 99 | M-T | M-H | SF | M | 14-16 | M | M | H | 2 | 1 | 3 | 2 | NA | 3 | 3 | 3 | 3 | 3 | 2 | 1 | 3 | 3 |
| CP4079VT2P/RIB | 100 | M-T | M | SF | M | 14-16 | M | M | H | 2 | 1 | 3 | 3 | 3 | 2 | 2 | 2 | 2 | 2 | 2 | 3 | 3 | 2 |
| CP4099SS/RIB | 100 | M-T | M | SF | L | 16-20 | H | H | H | 1 | 1 | 2 | 4 | 4 | 3 | 2 | 2 | 2 | 2 | 3 | 3 | 3 | 3 |
| CP4024SSPRO | 100 | M | M | SF | M | 16-18 | H | H | H | 2 | 2 | 2 | 3 | 2 | 3 | 2 | 3 | 3 | 3 | 2 | 3 | 3 | 3 |

KEY Scale
 1 = Excellent
 2 = Strong
 3 = Acceptable
 4 = Manage
 5 = Not Recommended

Product descriptions and ratings are generated from Answer Plot® trials and/or from the genetics supplier and may change as additional data is gathered.

1 Plant Height
 XT = Extra Tall
 T = Tall
 M = Medium
 S = Short

2 Ear Height
 H = High
 M = Medium
 L = Low

3 Ear Flex
 FL = Flex
 SF = Semi-flex
 FX = Fixed

4 Flower Date
 L = Late
 M = Medium
 E = Early

5 RTP/RTN/RTF Ratings
 L = Low Response
 M = Moderate Response
 H = High Response

These ratings reflect trends observed in research trials that change with variations in rainfall, temperature, crop production patterns and other factors. Ratings on new hybrids are based on limited data and may change as more data is collected.

*Follow IRM guidelines and refuge configurations to preserve the benefits and insect protection of these technology crops.

| BRAND | Relative Maturity | Plant Height 1 | Ear Height 2 | Ear Flex 3 | Flower Date 4 | Kernel Rows | Response to Population (RTP) | Response to Nitrogen (RTN) | Response to Fungicide (RTF) | Seedling Vigor | Root Strength | Stalk Quality | Gray Leaf Spot | NCLB | Goss's Wilt | Drought Tolerance | Tonnage Potential | # Milk/Acre | % NDFD | % NDF | % Starch | % Crude Protein | TDN | |
|------------|-------------------|----------------|--------------|------------|---------------|-------------|------------------------------|----------------------------|-----------------------------|----------------|---------------|---------------|----------------|------|-------------|-------------------|-------------------|-------------|--------|-------|----------|-----------------|-----|---|
| RM 101-110 | | | | | | | | | | | | | | | | | | | | | | | | |
| | CP4100SVT2P/RIB | 101 | T | M | SF | M | 16-18 | H | NA | M | 3 | 2 | 2 | 3 | 3 | 2 | 2 | 1 | 1 | 2 | 3 | 4 | 3 | 2 |
| NEW | CP4111VT4P | 101 | M | M | SF | M | 16-18 | M | M | M | 2 | 3 | 1 | 3 | 2 | 2 | 2 | 2 | 2 | 2 | 1 | 3 | 4 | 3 |
| | CP4200S/RR | 102 | T | M | FL | M | 14-16 | L | M | M | 2 | 2 | 3 | NA | 3 | 2 | 2 | 1 | 3 | 2 | 5 | 4 | 1 | 4 |
| | CP4246SS | 102 | M-T | M | SF | M | 16-18 | M | H | H | 2 | 2 | 2 | 3 | 3 | 2 | 3 | 4 | 3 | 4 | 2 | 2 | 2 | 2 |
| | CP4444VT2P | 104 | T | M-H | SF | M-L | 14-16 | H | L | L | 1 | 2 | 2 | 3 | 3 | 3 | 3 | 3 | 3 | 2 | 1 | 1 | 4 | 3 |
| | CP4516TRE/RIB | 105 | M | M | SF | M-E | 16-18 | M | M | H | 2 | 2 | 3 | 3 | 3 | 2 | 3 | 1 | 2 | 4 | 4 | 1 | 4 | 4 |
| | CP4652SSPRO/RIB | 106 | M-T | H | SF | M | 14-16 | L | H | M | 2 | 2 | 2 | 4 | 3 | 2 | 2 | 1 | 1 | 4 | 3 | 3 | 4 | 3 |
| NEW | CP4689PCE | 106 | M-T | M-H | SF | L | 16-18 | M | H | M | 2 | 2 | 1 | 2 | 1 | 2 | 2 | 1 | 1 | 2 | 4 | 4 | 4 | 4 |
| | CP4770SS | 107 | M-T | M | SF | L | 16-18 | M | H | H | 3 | 3 | 3 | 3 | 2 | 1 | 2 | 1 | 1 | 3 | 2 | 3 | 2 | 2 |
| | CP4880SS/RIB | 108 | M-S | M | SF | M | 14-16 | H | M | H | 2 | 2 | 2 | 3 | 3 | 3 | 3 | 3 | 2 | 3 | 5 | 2 | 3 | 1 |
| | CP4839PCE | 108 | M-T | M | SF | L | 16-20 | H | H | H | 3 | 2 | 1 | 2 | 2 | 2 | NA | 2 | 2 | 1 | 4 | 3 | 3 | 4 |
| | CP4840TRE | 108 | M-T | M | SF | M | 18-20 | M | L | H | 3 | 2 | 2 | 3 | 3 | 3 | 2 | 4 | 4 | 1 | 2 | 1 | 5 | 3 |
| | CP4917SSPRO | 109 | T | M-H | SF | M-E | 14-16 | L | M | H | 2 | 2 | 2 | 2 | 2 | 2 | 2 | 1 | 1 | 3 | 4 | 2 | 5 | 4 |
| | CP5050VT4P | 110 | M-T | M | SF | M | 18-20 | H | M | H | 2 | 3 | 2 | 3 | 2 | 2 | 2 | 1 | 1 | 5 | 3 | 3 | 5 | 4 |

KEY Scale
 1 = Excellent
 2 = Strong
 3 = Acceptable
 4 = Manage
 5 = Not Recommended

Product descriptions and ratings are generated from Answer Plot® trials and/or from the genetics supplier and may change as additional data is gathered.

1 Plant Height
 XT = Extra Tall
 T = Tall
 M = Medium
 S = Short

2 Ear Height
 H = High
 M = Medium
 L = Low

3 Ear Flex
 FL = Flex
 SF = Semi-flex
 FX = Fixed

4 Flower Date
 L = Late
 M = Medium
 E = Early

5 RTP/RTN/RTF Ratings
 L = Low Response
 M = Moderate Response
 H = High Response

These ratings reflect trends observed in research trials that change with variations in rainfall, temperature, crop production patterns and other factors. Ratings on new hybrids are based on limited data and may change as more data is collected.

*Follow IRM guidelines and refuge configurations to preserve the benefits and insect protection of these technology crops.

| BRAND | Relative Maturity | Plant Height 1 | Ear Height 2 | Ear Flex 3 | Flower Date 4 | Kernel Rows | Response to Population (RTP) | Response to Nitrogen (RTN) | Response to Fungicide (RTF) | Seedling Vigor | Root Strength | Stalk Quality | Gray Leaf Spot | NCLB | Goss's Wilt | Drought Tolerance | Tonnage Potential | # Milk/Acre | % NDFD | % NDF | % Starch | % Crude Protein | TDN |
|------------------------|-------------------|----------------|--------------|------------|---------------|-------------|------------------------------|----------------------------|-----------------------------|----------------|---------------|---------------|----------------|------|-------------|-------------------|-------------------|-------------|--------|-------|----------|-----------------|-----|
| RM 112-119 | | | | | | | | | | | | | | | | | | | | | | | |
| NEW CP5249PCE | 112 | M-T | M | FL | L | 16-20 | M | M | M | 2 | 2 | 2 | 1 | 1 | 1 | 2 | 2 | 1 | 2 | 4 | 3 | 1 | 1 |
| CP5370SS/RIB | 113 | T | M-H | SF | M | 18-20 | H | H | M | 1 | 1 | 1 | 3 | 2 | 4 | 2 | 2 | 2 | 3 | 2 | 2 | 3 | 3 |
| CP5320SSPRO | 113 | T | H | SF | M-L | 16-18 | M | H | M | 2 | 2 | 2 | 3 | 2 | 2 | 2 | 1 | 1 | 4 | 4 | 2 | 3 | 2 |
| CP5550VT2P/RIB | 115 | M-T | M-H | SF | M | 14-16 | M | M | M | 2 | 2 | 2 | 3 | 3 | 3 | 2 | 1 | 1 | 3 | 4 | 4 | 3 | 2 |
| CP5678VT2P/RIB | 116 | M | M | SF | M | 14-16 | M | H | M | 3 | 3 | 2 | 3 | 2 | 3 | 2 | 2 | 2 | 4 | 4 | 3 | 2 | 2 |
| CP5682TRE | 116 | M-T | M-H | SF | M-L | 16-18 | M | H | H | 2 | 2 | 2 | 2 | 2 | 3 | 2 | 3 | 3 | 3 | 1 | 1 | 4 | 3 |
| CP5700SVT2P/RIB | 117 | M-T | M | SF | M | 16-18 | M | H | M | 2 | 2 | NA | NA | NA | NA | 3 | 1 | 1 | 2 | 4 | 4 | 2 | 2 |
| CP5760TRE/RIB | 117 | T | M-H | SF | NA | 16-18 | L | H | M | 2 | 3 | 3 | 3 | 3 | NA | 3 | 1 | 1 | 3 | 2 | 4 | 5 | 3 |
| NEW CP5777SSPRO | 117 | T | M-H | SF | M | 18-20 | H | M | M | 2 | 2 | 2 | 2 | 4 | 3 | 2 | 1 | 1 | 2 | 3 | 3 | 3 | 1 |
| CP5893TRE/RIB | 118 | M | M-L | SF | L | 18-20 | M | M | M | 1 | 2 | 2 | 2 | 2 | 3 | 2 | 1 | 1 | 2 | 2 | 3 | 4 | 3 |
| CP5900SVT2P/RIB | 119 | T | M-H | SF | M | 16-18 | M | H | NA | 2 | 3 | NA | NA | NA | NA | 2 | 1 | 1 | 2 | 3 | 4 | 1 | 2 |
| CP5911VT2P | 119 | T | M-H | SF | M | 16-18 | M | H | H | 2 | 2 | 2 | 2 | 2 | 4 | 2 | 3 | 2 | 3 | 5 | 1 | 5 | 1 |

KEY Scale
 1 = Excellent
 2 = Strong
 3 = Acceptable
 4 = Manage
 5 = Not Recommended

Product descriptions and ratings are generated from Answer Plot® trials and/or from the genetics supplier and may change as additional data is gathered.

1 Plant Height
 XT = Extra Tall
 T = Tall
 M = Medium
 S = Short

2 Ear Height
 H = High
 M = Medium
 L = Low

3 Ear Flex
 FL = Flex
 SF = Semi-flex
 FX = Fixed

4 Flower Date
 L = Late
 M = Medium
 E = Early

5 RTP/RTN/RTF Ratings
 L = Low Response
 M = Moderate Response
 H = High Response

These ratings reflect trends observed in research trials that change with variations in rainfall, temperature, crop production patterns and other factors. Ratings on new hybrids are based on limited data and may change as more data is collected.
 *Follow IRM guidelines and refuge configurations to preserve the benefits and insect protection of these technology crops.

Product Name

Attributes

Placement

Product Name

Attributes

Placement

Product Name

Attributes

Placement

THERE'S NO SLOWING THIS SORGHUM DOWN. IT CAN PERFORM ALL SEASON LONG.

SELECT THE RIGHT FORAGE TYPE FOR YOUR OPERATION

► Forage Sorghum (single-cut silage)

Tall plant that has a sweet stalk and small grain head with limited regrowth potential.

► Sorghum x Sudan (multi-cut or grazing)

Strong tillering and regrowth ability, ideal for multiple harvests with increased tonnage potential.

► Pearl Millet (multi-cut or grazing)

Brachytic plant stature with finer stalks, very leafy, stress tolerant, and prolific tillering.

SELECT THE HYBRID WITH THE TRAIT YOU NEED

BROWN MIDRIB-6 TRAIT

- Excellent forage quality and agronomics.
- BMR-6 varieties produce less lignin to improve digestibility and palatability.
- Trait available in the following forage types: forage sorghum, sorghum x sudan, pearl millet.

BRACHYTIC TRAIT

- Excellent standability and tillering.
- Shorter stature and high leaf-to-stem ratio due to reduced internode length.
- Trait available in the following forage types: forage sorghum, sorghum x sudan, pearl millet.

PHOTOPERIOD SENSITIVITY TRAIT

- Extended harvest window.
- Remains vegetative until day length falls below 12 hours and 20 minutes, then entering reproductive stage.
- Trait available in the following forage types: forage sorghum, sorghum x sudan.

MALE STERILE TRAIT

- Produces no anthers or pollen to self-fertilize and produce seed (an outside pollen source can still pollinate if close enough).
- Sugars and protein produced stay in the vegetative material vs. being mobilized to produce grain.
- Plant maintains quality and palatability.
- Higher energy content than hybrids that produce grain.

HERBICIDE TOLERANCE

- igrowth[®] and Double Team[™] Trait herbicide tolerant hybrids are now available to help protect against hard-to-control grass and broadleaf weeds.

CROPLAN CP 3101

Forage Sorghum Hybrid

NEW

Maturity: Early

| | | | |
|------------------------|-------------------|--|---|
| Characteristics | Stress Tolerance | | 2 |
| | Disease Tolerance | | 2 |
| | Dry Hay | | 4 |
| | Silage | | 1 |
| | Grazing | | 4 |

- Medium statured early product for the north or double crop; plants will reach roughly 6-7' feet
- Earliest maturing forage sorghum hybrid in the CROPLAN® lineup at 85 days to soft dough
- Great grain - white seed with lots of starch
- Good disease resistance and moves well north and east
- Excellent option for double-crop following wheat in the central plains and other double-crop regions

CROPLAN CP BMR 3211

Forage Sorghum Hybrid

Regions: Central|East|North|Double-crop

Maturity: Early

| | | | |
|------------------------|-------------------|--|---|
| Characteristics | Stress Tolerance | | 3 |
| | Disease Tolerance | | 2 |
| | Dry Hay | | 4 |
| | Silage | | 1 |
| | Grazing | | 3 |

- Early-maturing hybrid; slightly better forage quality than 3212
- BMR-6 trait with excellent forage quality potential; great for lactating cows
- Strong disease resistance; moves well north and east; excellent double-cropping option in Central Plains
- Avoid overwatering and excessive populations; plants can reach 8 feet
- Recommended seeding rate: 60-70K seeds per acre; 1-1 1/2 in. deep, depending on soil moisture

CROPLAN CP 3300

Forage Sorghum Hybrid

NEW

Regions:

Maturity: Mid

| | | | |
|------------------------|-------------------|--|---|
| Characteristics | Stress Tolerance | | 2 |
| | Disease Tolerance | | 3 |
| | Dry Hay | | 4 |
| | Silage | | 1 |
| | Grazing | | 4 |

- Huge grain yields that everyone loves; very high Grain: Stover ratio
- Great companion for 3681, where 3300 takes the really stressed acre where less management is available: water & nutrients
- Very good standability, moderate height 6-7' (NK300 style forage sorghum)
- Good disease resistance and moves well north and east
- Excellent option for double-crop following wheat in the central plains and other double-crop regions

CROPLAN CP IQ 3501

Forage Sorghum Hybrid

Regions:

Maturity: Mid

| | | | |
|------------------------|-------------------|--|---|
| Characteristics | Stress Tolerance | | 2 |
| | Disease Tolerance | | 1 |
| | Dry Hay | | 5 |
| | Silage | | 1 |
| | Grazing | | 5 |

- IQ (improved quality) series has higher forage quality potential than conventional hybrids
- Extremely flexible hybrid; excellent disease and drought tolerance allow for placement across most of the U.S.
- Excellent yield potential; similar to a late-season hybrid; better on toughest dryland than 3506
- Excellent standability; plants can reach 7-8 feet; manage water and fertility for a mid-maturity hybrid
- Recommended seeding rate: 50-60K seeds per acre at 1-1 1/2 in. deep, depending on soil moisture

KEY**SCALE:**1 = Excellent
2 = Strong

3 = Acceptable

4 = Manage

5 = Not Recommended

Product descriptions and ratings are generated from Answer Plot® trials and/or from the genetics supplier and my change as additional data is gathered.

Hybrid Number System

First Number: 1 = Sorghum x Sudan; 2 = Sudan; 3 = Forage Sorghum; 4 = Pearl Millet

Second Number: 1 = very early; 2 = early; 3-4 = mid-early; 5 = mid; 6-7 = mid-late; 8 = late; 9 = PPS

Third Number: 0 = No special features; 1 = BMR; 2 = BMR and photoperiod; 3 = BMR and brachytic; 5 = Conventional dwarf, not a brachytic; 8 = Photoperiod

Fourth Number: Series number or new variety type

CROPLAN CP 3541 BMR Leafy

Forage Sorghum Hybrid

| | | | |
|--------------------|-----------------|-------------------|-------------|
| Regions: | Characteristics | Stress Tolerance | ■ ■ ■ ■ ■ 2 |
| Maturity: Mid/Late | | Disease Tolerance | ■ ■ ■ ■ ■ 1 |
| | | Dry Hay | ■ 5 ■ ■ ■ ■ |
| | | Silage | ■ ■ ■ ■ ■ 1 |
| | | Grazing | ■ 5 ■ ■ ■ ■ |

- Excellent forage quality of the BMR-6 gene paired with the brachytic dwarf trait for high leaf-to-stem ratio
- Extremely flexible hybrid; excellent disease and drought tolerance allow for placement across most of the U.S.
- Sugarcane aphid tolerance offers in-plant crop protection for areas that experience this pest regularly
- Combines brachytic dwarf traits with excellent stalks; excellent standability with a 6-7 foot height
- Recommended seeding rate: 60-100K seeds per acre at 1 to 1 1/2 inches deep, depending on soil moisture

CROPLAN CP 3661 DT

Forage Sorghum Hybrid

DT™ TRAIT

| | | | |
|---------------|-----------------|-------------------|-------------|
| Regions: | Characteristics | Stress Tolerance | ■ ■ ■ ■ ■ 2 |
| Maturity: Mid | | Disease Tolerance | ■ ■ ■ ■ ■ 2 |
| | | Dry Hay | ■ ■ 4 ■ ■ ■ |
| | | Silage | ■ ■ ■ ■ ■ 1 |
| | | Grazing | ■ ■ 4 ■ ■ ■ |

- DT™ trait for in-season control of grassy weeds in herbicide tolerant sorghum
- Very good yield potential; good quality from very leafy, dense canopy
- Highly versatile placement across growing regions with great stress tolerance
- Recommended seeding rate: 60-80K seeds per acre at 1-1 1/2 in. deep, depending on soil moisture

CROPLAN CP 3681 AT

Forage Sorghum Hybrid

| | | | |
|--------------------|-----------------|-------------------|-------------|
| Regions: | Characteristics | Stress Tolerance | ■ ■ ■ ■ ■ 2 |
| Maturity: Mid/Late | | Disease Tolerance | ■ ■ ■ ■ ■ 1 |
| | | Dry Hay | ■ 5 ■ ■ ■ ■ |
| | | Silage | ■ ■ ■ ■ ■ 1 |
| | | Grazing | ■ 5 ■ ■ ■ ■ |

- Conventional hybrid with excellent tolerance to sugarcane aphid (SCA), which may be on plant in low numbers
- Extremely flexible hybrid; excellent disease and drought tolerance allow for placement across Central and Southern U.S.
- Very high leaf expression and great stalks; great yield potential- among highest in industry; handles stress well
- Excellent standability; plants can reach 8-9 feet; manage water and fertility for a mid-maturity hybrid
- Recommended seeding rate: 60-70K seeds per acre; 1-1 1/2 in. deep, depending on soil moisture

CROPLAN CP 3805

Forage Sorghum Hybrid

NEW

| | | | |
|----------------|-----------------|-------------------|-------------|
| Regions: | Characteristics | Stress Tolerance | ■ ■ ■ ■ ■ 1 |
| Maturity: Late | | Disease Tolerance | ■ ■ ■ 3 ■ ■ |
| | | Dry Hay | ■ ■ 4 ■ ■ ■ |
| | | Silage | ■ ■ ■ ■ ■ 1 |
| | | Grazing | ■ 5 ■ ■ ■ ■ |

- Full season 120+ day product
- Very drought and stress tolerant
- 10-12' plant
- Known as a "Sweet Stalk" product
- High Yields Stress tolerance and resilience to pack on yield

KEY

SCALE:
 1 = Excellent
 2 = Strong
 3 = Acceptable
 4 = Manage
 5 = Not Recommended

Product descriptions and ratings are generated from Answer Plot® trials and/or from the genetics supplier and my change as additional data is gathered.

Hybrid Number System

First Number: 1 = Sorghum x Sudan; 2 = Sudan; 3 = Forage Sorghum; 4 = Pearl Millet
 Second Number: 1 = very early; 2 = early; 3-4 = mid-early; 5 = mid; 6-7 = mid-late; 8 = late; 9 = PPS
 Third Number: 0 = No special features; 1 = BMR; 2 = BMR and photoperiod; 3 = BMR and brachytic; 5 = Conventional dwarf, not a brachytic; 8 = Photoperiod
 Fourth Number: Series number or new variety type

CROPLAN CP 3851 IG
Forage Sorghum Hybrid



| | | | |
|----------------|-------------------|--|---|
| Regions: | Stress Tolerance | | 2 |
| Maturity: Late | Disease Tolerance | | 1 |
| | Dry Hay | | 5 |
| | Silage | | 1 |
| | Grazing | | 5 |

- igrowth® herbicide tolerant variety to use with IMIFLEX™ herbicide system for excellent pre-emerge or post application
- Extremely flexible hybrid; excellent disease and drought tolerance allow for placement across most of the U.S.
- Late maturity variety with excellent combination of yield potential and quality requiring a full growing season
- Combines the brachytic dwarf traits with excellent stalks; excellent standability with a 6-7 foot height
- Recommended seeding rate: 60-100K seeds per acre at 1-1 1/2 in. deep, depending on soil moisture

CROPLAN Greentreat® 1531
Sorghum x Sudangrass Hybrid

| | | | |
|-----------------------------|-------------------|--|---|
| Regions: | Stress Tolerance | | 1 |
| Maturity: Heads at ~50 days | Disease Tolerance | | 2 |
| | Dry Hay | | 1 |
| | Silage | | 3 |
| | Grazing | | 1 |

- Excellent forage quality of the BMR-6 gene paired with the brachytic dwarf trait; lower cutting height and high leaf-to-stem ratio
- Excellent variety for drought tolerance and heat stress; strong disease package for humid areas and anthracnose risk
- Dry stalk (~5% less) paired with fine stems allows for easier transition into dry hay use
- Forage quality may be compromised without proper harvest management (40 days or 40 in.); harvest prior to 50 days before head is initiated
- Recommended seeding rate: 20-25 lbs. per acre at a depth of 1 inch (by drill)

CROPLAN Greentreat® 1931
Sorghum x Sudangrass Hybrid

| | | | |
|---------------------------------|-------------------|--|---|
| Regions: Central | Stress Tolerance | | 2 |
| Maturity: Photoperiod sensitive | Disease Tolerance | | 2 |
| | Dry Hay | | 1 |
| | Silage | | 2 |
| | Grazing | | 1 |

- Brachytic dwarf BMR-6 gene for excellent efficiency; sugarcane aphid tolerant, photoperiod sensitive, male sterile
- Photoperiod sensitive trait keeps plants vegetative with 12 hr 20 min daylight; head formation starts afterward.
- Male sterile trait aids in capturing plant sugars as it will not produce viable seed as heads emerge at end of the season
- Harvest at 40 days or 40 inches, whichever comes first. For grazing, start at 18–24 inches and remove animals when two nodes remain above ground.
- Recommended seeding rate: 20 to 25 lbs. per acre at a depth of 1 inch (by drill is recommended)

CROPLAN Greentreat® 1961
Sorghum x Sudangrass Hybrid

| | | | |
|---------------------------------|-------------------|--|---|
| Regions: | Stress Tolerance | | 2 |
| Maturity: Photoperiod sensitive | Disease Tolerance | | 2 |
| | Dry Hay | | 1 |
| | Silage | | 2 |
| | Grazing | | 1 |

- Standard height BMR-6 gene for excellent efficiency; sugarcane aphid tolerant, photoperiod sensitive, male sterile
- Photoperiod sensitive trait keeps plants vegetative under 12 hr 20 min daylight; heading starts afterward.
- Male sterile trait aids in capturing plant sugars as it will not produce viable seed as heads emerge at end of the season
- Harvest at 40 days or 40 inches. For grazing, start at 18–24 inches and remove animals leaving two nodes above ground.
- Recommended seeding rate: 20 to 25 lbs. per acre at a depth of 1 inch (by drill is recommended)

KEY

SCALE:

1 = Excellent
2 = Strong

3 = Acceptable
4 = Manage
5 = Not Recommended

Product descriptions and ratings are generated from Answer Plot® trials and/or from the genetics supplier and my change as additional data is gathered.

Hybrid Number System
 First Number: 1 = Sorghum x Sudan; 2 = Sudan; 3 = Forage Sorghum; 4 = Pearl Millet
 Second Number: 1 = very early; 2 = early; 3-4 = mid-early; 5 = mid; 6-7 = mid-late; 8 = late; 9 = PPS
 Third Number: 0 = No special features; 1 = BMR; 2 = BMR and photoperiod; 3 = BMR and brachytic; 5 = Conventional dwarf, not a brachytic; 8 = Photoperiod
 Fourth Number: Series number or new variety type

| BRAND | Maturity | Seeding Rate per Acre | Seeding Depth | Average Seeds Per Pound (x1000) | Soil Temp at Planting | BMR | Herbicide Tolerance | Drought Stress | Stress Tolerance | Disease Tolerance | Sugarcane Aphid Tolerance | Wet Soils | Dry Hay | Baleage | Silage | Grazing |
|------------------------------------|-------------------------------------|-----------------------|---------------|---------------------------------|-----------------------|-----|---------------------|----------------|------------------|-------------------|---------------------------|-----------|---------|---------|--------|---------|
| FORAGE SORGHUM HYBRID | | | | | | | | | | | | | | | | |
| NEW CP 3101 | Early | 65-75K seeds | 1-1 1/2" | 15.4 | 60 | N | N | 1 | 2 | 2 | - | 4 | 4 | 3 | 1 | 4 |
| NEW CP BMR 3211 | Early | 60-70K seeds | 1-1 1/2" | 15.5 | 60 | Y | N | 2 | 3 | 2 | - | 2 | 4 | 3 | 1 | 3 |
| NEW CP 3300 | Mid | 60-70K seeds | 1-1 1/2" | 15.6 | 60 | N | N | 1 | 2 | 3 | - | 3 | 4 | 3 | 1 | 4 |
| CP 1Q3501 | Mid | 50-60K seeds | 1-1 1/2" | 15 | 60 | N | N | 1 | 2 | 1 | - | 2 | 5 | 3 | 1 | 5 |
| CP 3541 BMR Leafy | Mid/Late | 60-100K seeds | 1-1 1/2" | 15 | 60 | Y | N | 1 | 2 | 1 | 2 | 2 | 5 | 3 | 1 | 5 |
| NEW CP 3661 DT | Mid | 60-80K seeds | 1-1 1/2" | 15 | 60 | N | Y | 2 | 2 | 2 | - | 2 | 4 | 3 | 1 | 4 |
| CP 3681 AT | Mid/Late | 60-70K seeds | 1-1 1/2" | 15 | 60 | N | N | 1 | 2 | 1 | 1 | 2 | 5 | 3 | 1 | 5 |
| NEW CP 3805 | Late | 60-80K seeds | 1-1 1/2" | 15 | 60 | N | N | 1 | 1 | 3 | - | 4 | 4 | 3 | 1 | 5 |
| CP 3851 IG | Late | 60-100K seeds | 1-1 1/2" | 15 | 60 | N | Y | 1 | 2 | 1 | - | 2 | 5 | 3 | 1 | 5 |
| SORGHUM X SUDANGRASS HYBRID | | | | | | | | | | | | | | | | |
| Greentreat® 1531 | Heads at ~50 days | 20-25 lbs | 1" | 14 | 60 | Y | N | 1 | 1 | 2 | - | 3 | 1 | 1 | 3 | 1 |
| NEW Greentreat® 1931 | photoperiod sensitive | 20-25 lbs | 1" | 15 | 60 | Y | N | 2 | 2 | 2 | 1 | 3 | 1 | 1 | 2 | 1 |
| NEW Greentreat® 1961 | photoperiod sensitive | 20-25 lbs | 1" | 15 | 60 | Y | N | 2 | 2 | 2 | 1 | 3 | 1 | 1 | 2 | 1 |
| NEW HoneySweet PAF BMR | Head at 50 days, manage 2+ harvests | 20-30 lbs | 1" | 15 | 60 | Y | N | 2 | 2 | 3 | - | 3 | 2 | 2 | 3 | 1 |
| NEW HoneySweet PAF | Head at 50 days, manage 2+ harvests | 20-30 lbs | 1" | 15 | 60 | N | N | 2 | 2 | 3 | - | 3 | 2 | 2 | 3 | 1 |
| PEARL MILLET | | | | | | | | | | | | | | | | |
| NEW PM 4613 BMR | Heads at ~50 days | 10-15 lbs | 3/4" | 60 | 65 | Y | N | 2 | 1 | 2 | 1 | 3 | 1 | 2 | 3 | 1 |
| PM 4507 PM | Heads at ~50 days | 10-15 lbs | 3/4" | 60 | 65 | N | N | 2 | 2 | 2 | 1 | 3 | 1 | 1 | 3 | 1 |

KEY Scale
 1 = Excellent
 2 = Strong
 3 = Acceptable
 4 = Manage
 5 = Not Recommended

Product descriptions and ratings are generated from Answer Plot® trials and/or from the genetics supplier and may change as additional data is gathered.

Hybrid Number System

First Number: 1 = Sorghum x Sudan; 2 = Sudan; 3 = Forage Sorghum; 4 = Pearl Millet
Second Number: 1 = Very Early; 2 = Early; 3-4 = Mid-Early; 5 = Mid; 6-7 = Mid-Late; 8 = Late; 9 = PPS
Third Number: 0 = No Special Features; 1 = BMR; 2 = BMR and Photoperiod; 3 = BMR and Brachytic; 5 = Conventional Dwarf, not a Brachytic; 8 = Photoperiod
Fourth Number: Series number or new variety type



Product Name

Attributes

Placement

Product Name

Attributes

Placement

Product Name

Attributes

Placement

HIGH PERFORMANCE STARTS WITH A HIGH TOLERANCE FOR TOUGH CONDITIONS.

SELECT THE HYBRID WITH THE TRAIT YOU NEED

CROPLAN® grain sorghum products offer traits that have made great progress in protecting plants from insect damage and reducing competition from weeds.

SUGARCANE APHID TOLERANCE (SCA)

- Use a tolerant hybrid to slow down the rate of infestation. Plant as early as soil temperature allows. And while many commercially available products have high levels of sugarcane aphid tolerance, an earlier-maturity variety may help avoid late-season infestation in areas of high concern.
- Scout early and often. Use approved Sugarcane Aphid approved insecticide as soon as threshold is reached.
- Insecticides may cause SCA numbers to increase rapidly. Make sure to avoid using pyrethroids and other insecticides that are harmful to beneficials (SCA natural enemies include lady beetles, hover fly and green lacewing).

POST-EMERGENT APPLICATION

Multiple product options are accessible for over-the-top application for weed control. For example, igrowth® and DT Trait™ herbicide tolerant hybrids are now available for use for over-the-top application of IMIFLEX® and FirstAct® Herbicide, respectively, for select grass and broadleaf weed control.

STRESS TOLERANCE

CROPLAN grain sorghum products are selected to endure tough growing conditions while maintaining the flexibility to support higher yield potentials in more favorable environments.

1. Product selection and placement

Assess your growing environment (low vs. high stress), yield goals and production risk level to choose and place appropriate grain sorghum hybrids.

2. Planting population

Mitigate risk on dryland acres by adjusting the planting population according to soil moisture and nutrient availability.

3. Optimizing yield

Know your yield ceiling in each environment and manage accordingly, with the support of adequate fertility, effective weed control and proactive pest management.

CROPLAN CP5614DT2**DT™ TRAIT**

Maturity To Mid-Bloom: 56

Grain Color: Bronze

Characteristics

| | | |
|-------------------|--|---|
| Yield To Maturity | | 1 |
| Head Exertion | | 2 |
| Seedling Vigor | | 1 |
| Test Weight | | 1 |
| Stalk Strength | | 2 |
| Root Strength | | 1 |

- DT™ Trait for use of over-the-top herbicide grass weed control; uses Double Team™ Sorghum Cropping Solution
- Great use for double crop and early, short growing season environments
- Take advantage of the DT2 system allowing an earlier application (4") of First Act Herbicide for early week control post emerge
- Very good charcoal rot tolerance

CROPLAN CP5730DT**DT™ TRAIT**

Maturity To Mid-Bloom: 57

Grain Color: Bronze

Characteristics

| | | |
|-------------------|--|---|
| Yield To Maturity | | 1 |
| Head Exertion | | 2 |
| Seedling Vigor | | 1 |
| Test Weight | | 2 |
| Stalk Strength | | 3 |
| Root Strength | | 1 |

- DT™ Trait for use of over-the-top herbicide grass weed control; uses Double Team™ Sorghum Cropping Solution
- Great use for double crop and early, short growing season environments
- Great emergence
- Use caution with growth regulator herbicides

CROPLAN CP6145DT**DT™ TRAIT**

Maturity To Mid-Bloom: 61

Grain Color: Bronze

Characteristics

| | | |
|-------------------|--|---|
| Yield To Maturity | | 1 |
| Head Exertion | | 2 |
| Seedling Vigor | | 1 |
| Test Weight | | 2 |
| Stalk Strength | | 2 |
| Root Strength | | 1 |

- Double Team™ hybrids provide excellent control of crabgrass, volunteer corn, sandbur, barnyard grass and more
- Excellent yield potential at maturity
- Great emergence and standability
- Use caution with growth regulator herbicides

CROPLAN CP6409DT**DT™ TRAIT**

Maturity To Mid-Bloom: 64

Grain Color: Bronze

Characteristics

| | | |
|-------------------|--|---|
| Yield To Maturity | | 2 |
| Head Exertion | | 1 |
| Seedling Vigor | | 1 |
| Test Weight | | 2 |
| Stalk Strength | | 2 |
| Root Strength | | 2 |

- DT™ Trait for over-the-top application of grass weed control using the Double Team™ Sorghum Cropping Solution
- Tremendous emergence in cool soils
- Excellent standability and stalk quality from late season staygreen

KEY**SCALE:**

1 = Excellent
2 = Strong

3 = Acceptable

4 = Manage

5 = Not Recommended

Product descriptions and ratings are generated from Answer Plot® trials and/or from the genetics supplier and my change as additional data is gathered.

Downy Mildew:

A = Sugarcane Aphid tolerance
ig = igrowth
S = Susceptible
T = Tolerant

Hybrid Number System

First & Second Number = Maturity to Mid-Bloom
Third & Fourth Numbers = Sequential Trait Lettering

CROPLAN CP6454DT2

DT™ TRAIT

Maturity To Mid-Bloom: 64

Grain Color: Bronze

| | | | |
|-----------------|-------------------|--|---|
| Characteristics | Yield To Maturity | | 2 |
| | Head Exertion | | 3 |
| | Seedling Vigor | | 2 |
| | Test Weight | | 2 |
| | Stalk Strength | | 2 |
| | Root Strength | | 1 |

- DT™ Trait for over-the-top application of grass weed control using the Double Team™ Sorghum Cropping Solution
- Earlier weed control with the DT2 system allowing application sooner, 4 leaf or 4"
- Very good sorghum aphid tolerance for plant yield protection
- Very good charcoal rot tolerance

CROPLAN CP6621DT

DT™ TRAIT

Maturity To Mid-Bloom: 66

Grain Color: Bronze

| | | | |
|-----------------|-------------------|--|---|
| Characteristics | Yield To Maturity | | 2 |
| | Head Exertion | | 3 |
| | Seedling Vigor | | 1 |
| | Test Weight | | 3 |
| | Stalk Strength | | 1 |
| | Root Strength | | 2 |

- DT™ Trait for over-the-top application of grass weed control using the Double Team™ Sorghum Cropping Solution
- Great standability due to short stature and late season stay green
- High levels of sorghum aphid tolerance
- Great cool soil tolerance to get a few more days to push to higher yields

CROPLAN CP5302 E

igrowth

Maturity To Mid-Bloom: 53

Grain Color: Red

| | | | |
|-----------------|-------------------|--|---|
| Characteristics | Yield To Maturity | | 1 |
| | Head Exertion | | 2 |
| | Seedling Vigor | | 1 |
| | Test Weight | | 2 |
| | Stalk Strength | | 2 |
| | Root Strength | | 1 |

- Early option for those focused on maximizing a short growing season or challenged by daylength or lack of late moisture
- Very tough hybrid and early stable grain producer
- Great use for double crop and early, short growing season environments
- Sugarcane aphid (SCA) tolerance is very good for those in areas with SCA pressures

CROPLAN CP6367ig

igrowth

Maturity To Mid-Bloom: 63

Grain Color: Red

| | | | |
|-----------------|-------------------|--|---|
| Characteristics | Yield To Maturity | | 1 |
| | Head Exertion | | 1 |
| | Seedling Vigor | | 1 |
| | Test Weight | | 1 |
| | Stalk Strength | | 2 |
| | Root Strength | | 2 |

- iGrowth® herbicide tolerant hybrid to aid in weed control
- Well adapted to the tough dryland acre and limited irrigation; highly suited for no-till
- Great head exertion allows less material to be processed; beautiful appearance and uniformity in the field
- Moderate sugarcane aphid (SCA) tolerance; monitor and manage as needed in SCA-prone areas
- Increase management to find top-end yield potential

KEY

SCALE:

1 = Excellent
2 = Strong

3 = Acceptable

4 = Manage

5 = Not Recommended

Product descriptions and ratings are generated from Answer Plot® trials and/or from the genetics supplier and my change as additional data is gathered.

Downy Mildew:

A = Sugarcane Aphid tolerance
ig = igrowth
S = Susceptible
T = Tolerant

Hybrid Number System

First & Second Number = Maturity to Mid-Bloom
Third & Fourth Numbers = Sequential Trait Lettering

CROPLAN CP6664ig



Maturity To Mid-Bloom: 66
Grain Color: Red

| Characteristics | Yield To Maturity | Head Exertion | Seedling Vigor | Test Weight | Stalk Strength | Root Strength |
|-----------------|-------------------|---------------|----------------|-------------|----------------|---------------|
| | ■ ■ ■ ■ ■ 1 | ■ ■ ■ ■ ■ 1 | ■ ■ ■ ■ ■ 2 | ■ ■ ■ ■ ■ 1 | ■ ■ ■ ■ ■ 1 | ■ ■ ■ ■ ■ 2 |

- iGrowth® herbicide tolerant hybrid for pre-emerge or post application of herbicide for grass control
- Tremendous looking variety that can perform well across multiple geographies
- Place along I-35 corridor and east with better soils and moisture for top-end yield potential
- Can move east across KS, OK, north TX and into eastern states
- Works best as an inclusion in a pre-herbicide program; option to use as post-application if not utilized as a pre-emerge

CROPLAN CP5811A

Maturity To Mid-Bloom: 58
Grain Color: Bronze

| Characteristics | Yield To Maturity | Head Exertion | Seedling Vigor | Test Weight | Stalk Strength | Root Strength |
|-----------------|-------------------|---------------|----------------|-------------|----------------|---------------|
| | ■ ■ ■ ■ ■ 2 | ■ ■ ■ ■ ■ 2 | ■ ■ ■ ■ ■ 1 | ■ ■ ■ ■ ■ 2 | ■ ■ ■ ■ ■ 1 | ■ ■ ■ ■ ■ 1 |

- Good yield potential for stressed acres in the High Plains
- Handles pre-flowering stress well to maintain yield potential
- Stable performance potential in low yield environments with good potential on higher yielding soils with water and management
- Tough, grower friendly dryland product for the Western Plains (SD, central/western NE, central/western KS, eastern CO)
- Medium plant height to help standability; semi-open head to assist in grain dry down

CROPLAN CP6111A

Maturity To Mid-Bloom: 61
Grain Color: Red

| Characteristics | Yield To Maturity | Head Exertion | Seedling Vigor | Test Weight | Stalk Strength | Root Strength |
|-----------------|-------------------|---------------|----------------|-------------|----------------|---------------|
| | ■ ■ ■ ■ ■ 3 | ■ ■ ■ ■ ■ 3 | ■ ■ ■ ■ ■ 2 | ■ ■ ■ ■ ■ 3 | ■ ■ ■ ■ ■ 1 | ■ ■ ■ ■ ■ 2 |

- Excellent root and stalk strength for strong standability
- Extremely strong performance on the early side and very versatile to manage risk
- Sorghum aphid tolerance in addition to very good disease tolerance to protect yield potential

CROPLAN CP6311A

Maturity To Mid-Bloom: 64
Grain Color: Bronze

| Characteristics | Yield To Maturity | Head Exertion | Seedling Vigor | Test Weight | Stalk Strength | Root Strength |
|-----------------|-------------------|---------------|----------------|-------------|----------------|---------------|
| | ■ ■ ■ ■ ■ 1 | ■ ■ ■ ■ ■ 2 | ■ ■ ■ ■ ■ 1 | ■ ■ ■ ■ ■ 1 | ■ ■ ■ ■ ■ 2 | ■ ■ ■ ■ ■ 1 |

- Excellent root and stalk strength for strong standability
- Very consistent and stable performance potential across geographies
- Adaptation north to south, from SD through TX all the way to Mexico
- Will move east well due to disease tolerance; not suited for short season stress areas of eastern CO, northwest KS and higher elevations
- Improvement to gradually take on the 6211A acres

KEY

SCALE:
1 = Excellent
2 = Strong
3 = Acceptable
4 = Manage
5 = Not Recommended

Product descriptions and ratings are generated from Answer Plot® trials and/or from the genetics supplier and may change as additional data is gathered.

Downy Mildew:
A = Sugarcane Aphid tolerance
ig = igrowth
S = Susceptible
T = Tolerant

Hybrid Number System
First & Second Number = Maturity to Mid-Bloom
Third & Fourth Numbers = Sequential Trait Lettering

CROPLAN CP6911A

NEW

Maturity To Mid-Bloom: 69
Grain Color: Bronze

| | | | |
|------------------------|-------------------|-----------|---|
| Characteristics | Yield To Maturity | ■ ■ ■ ■ ■ | 1 |
| | Head Exertion | ■ ■ ■ ■ ■ | 1 |
| | Seedling Vigor | ■ ■ ■ ■ ■ | 1 |
| | Test Weight | ■ ■ ■ ■ ■ | 2 |
| | Stalk Strength | ■ ■ ■ ■ ■ | 2 |
| | Root Strength | ■ ■ ■ ■ ■ | 1 |

- A new product, with beautiful, uniform field appearance of red grain
- Top end yield performance potential on the full season acre where performance is key
- Great yield response with proper management and placement
- Sugarcane aphid tolerant product with exceptional yield response

CROPLAN CP7021A

Maturity To Mid-Bloom: 70
Grain Color: Bronze

| | | | |
|------------------------|-------------------|-----------|---|
| Characteristics | Yield To Maturity | ■ ■ ■ ■ ■ | 1 |
| | Head Exertion | ■ ■ ■ ■ ■ | 1 |
| | Seedling Vigor | ■ ■ ■ ■ ■ | 1 |
| | Test Weight | ■ ■ ■ ■ ■ | 2 |
| | Stalk Strength | ■ ■ ■ ■ ■ | 2 |
| | Root Strength | ■ ■ ■ ■ ■ | 2 |

- Great product for moving south and east into higher yield environments, better soil conditions and irrigated acres
- Great semi-open head hybrid with excellent test weight and beautiful red grain
- Very high yield potential product with consistent performance
- Strong sugarcane aphid (SCA) tolerance helps protect yield potential in SCA prone areas

KEY

SCALE:
1 = Excellent
2 = Strong
3 = Acceptable
4 = Manage
5 = Not Recommended

Product descriptions and ratings are generated from Answer Plot® trials and/or from the genetics supplier and may change as additional data is gathered.

Downy Mildew:
A = Sugarcane Aphid tolerance
ig = igrowth
S = Susceptible
T = Tolerant

Hybrid Number System
First & Second Number = Maturity to Mid-Bloom
Third & Fourth Numbers = Sequential Trait Lettering

| BRAND | Maturity to Mid-Bloom | Seeding Depth | Soil Temp at Planting Average Seeds lb(x100) | SCA Tolerant | Herbicide Tolerance | Plant Height | Yield to Maturity | High End Yield Response | Low End Yield Response | Stress Tolerance | Head Exertion | Seeding Vigor | Test Weight | Stalk Strength | Root Strength | Threshability | Fusarium Head Blight Head Smut | Grain Color ² | Downy Mildew ¹ | | |
|----------------------|-----------------------|---------------|--|--------------|------------------------|--------------|-------------------|----------------------------|---------------------------|------------------|---------------|---------------|-------------|----------------|---------------|---------------|-----------------------------------|--------------------------|---------------------------|---|-----|
| DT™ | | | | | | | | | | | | | | | | | | | | | |
| NEW CP5614DT2 | 56 | 1-1 1/2" | 13 | 60 | Y | Y | Short | 1 | 2 | 1 | 1 | 2 | 1 | 1 | 2 | 1 | 2 | NA | NA | B | NA |
| CP5730DT | 57 | 1-1 1/2" | 12 | 60 | N | Y | Med | 1 | 2 | 2 | 1 | 2 | 1 | 2 | 3 | 1 | 3 | NA | NA | B | NA |
| CP6145DT | 61 | 1-1 1/2" | 14 | 60 | N | Y | Med | 1 | 2 | 1 | 1 | 2 | 1 | 2 | 2 | 1 | 1 | 2 | NA | B | S |
| CP6409DT | 64 | 1-1 1/2" | 14 | 60 | N | Y | Med | 2 | 2 | 2 | 2 | 1 | 1 | 2 | 2 | 2 | 3 | NA | NA | B | NA |
| NEW CP6454DT2 | 64 | 1-1 1/2" | 15 | 60 | Y | Y | Med | 2 | 2 | 3 | 2 | 3 | 2 | 2 | 2 | 1 | 2 | NA | NA | B | NA |
| NEW CP6621DT | 66 | 1-1 1/2" | 14 | 60 | Y | Y | 30-36" | 2 | 2 | 3 | 3 | 3 | 1 | 3 | 1 | 2 | 4 | NA | NA | B | NA |
| igrowth® | | | | | | | | | | | | | | | | | | | | | |
| CP6367IG | 63 | 1-1 1/2" | 14 | 60 | N | Y | 46-50" | 1 | 1 | 2 | 2 | 1 | 1 | 1 | 2 | 2 | 1 | NA | NA | R | NA |
| CP6664IG | 66 | 1-1 1/2" | 14 | 60 | N | Y | 36-43" | 1 | 1 | 2 | 3 | 1 | 2 | 1 | 1 | 2 | 1 | NA | NA | R | NA |
| Conventional | | | | | | | | | | | | | | | | | | | | | |
| CP5302 E | 53 | 1-1 1/2" | 12 | 60 | Y | N | Med | 1 | 3 | 1 | 1 | 2 | 1 | 2 | 2 | 1 | 3 | NA | NA | R | NA |
| CP5811A | 58 | 1-1 1/2" | 17 | 60 | Y | N | 47-50" | 2 | 2 | 1 | 1 | 2 | 1 | 2 | 1 | 1 | 2 | NA | 3 | B | S |
| CP6111A | 61 | 1-1 1/2" | 14 | 60 | Y | N | 42-47" | 3 | 3 | 1 | 1 | 3 | 2 | 3 | 1 | 2 | 3 | 2 | 4 | R | S |
| CP6311A | 64 | 1-1 1/2" | 15 | 60 | Y | N | 47-52" | 1 | 2 | 2 | 2 | 2 | 1 | 1 | 2 | 1 | 2 | 2 | 2 | B | S |
| NEW CP6911A | 69 | 1-1 1/2" | 14 | 60 | Y | N | 48-52" | 1 | 1 | 2 | 2 | 1 | 1 | 2 | 2 | 1 | 1 | 2 | 2 | B | RES |
| NEW CP7021A | 70 | 1-1 1/2" | 15 | 60 | Y | N | 53-57" | 1 | 1 | 2 | 2 | 1 | 1 | 2 | 2 | 2 | 1 | 2 | 2 | B | S |

KEY Scale
 1 = Excellent
 2 = Strong
 3 = Acceptable
 4 = Manage
 5 = Not Recommended

Product descriptions and ratings are generated from Answer Plot® trials and/or from the genetics supplier and may change as additional data is gathered.

1 Downy Mildew:
 S = Susceptible
 T = Tolerant

2 Grain Color:
 R = Red
 O = Orange
 B = Bronze
 C = Cream
 W = White

Hybrid Number System
 First & Second Number = Maturity to Mid-Bloom
 Third & Fourth Numbers = Sequential
 Trait Lettering: A = Sugarcane Aphid tolerance; ig = igrowth herbicide tolerance

Product Name

Attributes

Placement

Product Name

Attributes

Placement

Product Name

Attributes

Placement

GIVE YOUR SOIL THE WINTER WORKOUT IT NEEDS.

IDLE ACRES DON'T FEED THE FARM. OUR TRITICALE DOES.

CROPLAN® triticale helps fill the void left by idle winter acres, offering soil health benefits and the ability to supply forage year-round.

TRITICALE BENEFITS

- Solid performance on marginal soils (light sandy, acidic, saline and sodic).
- Excellent drought tolerance, outperforming barley, wheat and oat when soil moisture is low.
- High-yielding and high-quality forage crop.
- Ideal winter cover crop; reduces erosion risks and supports soil health in the off-season.
- Deep, fibrous root system to scavenge nutrients, find water and store deeper carbon.
- Strong agronomics: excellent tolerance to grazing, cold temperatures and diseases; competitive against weeds.

FACULTATIVE VS. WINTER TRITICALE

Agronomic and management differences between facultative and winter triticale can impact production success. Your CROPLAN retailer can help you choose the best variety for your needs.

| | FACULTATIVE TRITICALE | WINTER TRITICALE |
|---------------------------|-----------------------|---------------------|
| Planting Season | Spring or Fall | Fall |
| Cold Tolerance | Less Cold Tolerant | High Cold Tolerance |
| Vernalization Requirement | Lower Requirement | High Requirement |
| Sensitivity to Short Days | Less Sensitive | Highly Sensitive |
| CROPLAN Variety | CP Blade F02-A | CP Blade W01 |

HARVEST FLEXIBILITY

Triticale can be managed for higher tonnage or higher quality, based on harvest timing. For the highest quality forage, initiate harvest before the heads emerge from the boot. To maximize forage yield potential while maintaining quality, initiate harvest at the soft dough stage.

CROPLAN CP BLADE F02-A

| | | | |
|------------------------------|-----------------|--|---|
| Region: North/South | Straw Strength | | 2 |
| Planting Season: Fall/Spring | Winterhardiness | | 3 |
| Head Type: Awnless | Silage Quality | | 1 |
| | Stripe Rust | | 2 |
| | Leaf Rust | | 1 |

- Facultative triticale will not overwinter well in far northern areas north of I-80; recommend planting a true winter triticale in northern areas
- Facultative triticale can be planted in the fall south of I-90 with good results; can be spring planted with great results in northern areas and does not need to vernalize to produce tillers
- Awnless varieties will greatly reduce the risk of mouth and digestive issues if harvest is prolonged and heads begin to fill and mature

CROPLAN CP BLADE W01

| | | | |
|-----------------------|-----------------|--|---|
| Region: North/South | Straw Strength | | 3 |
| Planting Season: Fall | Winterhardiness | | 1 |
| Head Type: Awned | Silage Quality | | 1 |
| | Stripe Rust | | 2 |
| | Leaf Rust | | 1 |

- Great overwintering ability in northern climates under harsher conditions
- High-yield potential with proper management
- Highest quality when harvested early; at boot, the quality will drop more quickly

KEY

SCALE:
 1 = Excellent
 2 = Strong
 3 = Acceptable
 4 = Manage
 5 = Not Recommended

Product descriptions and ratings are generated from Answer Plot® trials and/or from the genetics supplier and my change as additional data is gathered.

Product Naming System:

F = Facultative
 W = Winter
 S = Spring
 A = Awnless (no awns)
 AL = Awnletted (very short awns)
 D = Dwarf

| BRAND | | Planting Season | Region | Planting Rate | Seeds/Lb | Seedling Depth | Head Type | Maturity | Height | Straw Strength | Winterhardness | Silage Quality | Stripe Rust Resistance | Leaf Rust Resistance |
|------------|----------------|-----------------|-----------------|--|----------|----------------|-----------|----------|--------|----------------|----------------|----------------|------------------------|----------------------|
| NEW | CP BLADE F02-A | FALL/ SPRING | NORTH/ SOUTH | 1.5 M/AC NORTH 1.3 M/AC SOUTH | 15,000 | 1" | AWNLESS | MEDIUM | TALL | 2 | 3 | 1 | 2 | 1 |
| NEW | CP BLADE W01 | FALL | NORTH/ SOUTH | 1.5 M/AC NORTH 1.3 M/AC SOUTH | 15,000 | 1" | AWNED | MEDIUM | TALL | 3 | 1 | 1 | 2 | 1 |

KEY Scale
 1 = Excellent
 2 = Strong
 3 = Acceptable
 4 = Manage
 5 = Not Recommended

Product descriptions and ratings are generated from Answer Plot® trials and/or from the genetics supplier and may change as additional data is gathered.

Product Naming System
 F = Facultative
 W = Winter
 S = Spring
 A = Awnless (no awns)
 AL = Awnletted (very short awns)
 AWN = Awned (regular normal awns)
 D = Dwarf

Product Name

Attributes

Placement

Product Name

Attributes

Placement

Product Name

Attributes

Placement

THIS BRAND OF SPRING CANOLA IS BUILT FOR YOU.

THE RIGHT GENETICS AND TRAITS FOR YOUR ACRES

CROPLAN® seed delivers elite genetic diversity specifically selected for U.S. canola acres. Our diverse portfolio of TruFlex® and LibertyLink® varieties provides growers with high-performing solutions tailored to maximize success across every field.



LUMIDERM® INSECTICIDE SEED TREATMENT

An industry leading technology responsible for:

- Improved control of flea beetle and cutworm.
- Providing crops with increased stand establishment, plant vigor and biomass.

A Stronger Start Begins with Ascend® ST3®

CROPLAN Canola seed treated with Ascend® ST3® delivers enhanced early-season performance by promoting stronger root development and improved seedling vigor. Powered by plant growth regulators, Ascend ST3 helps drive faster emergence, more uniform stands, and improved stress tolerance during critical establishment periods. The result is a stronger start that supports improved nutrient uptake, better plant health, and greater yield potential throughout the growing season.



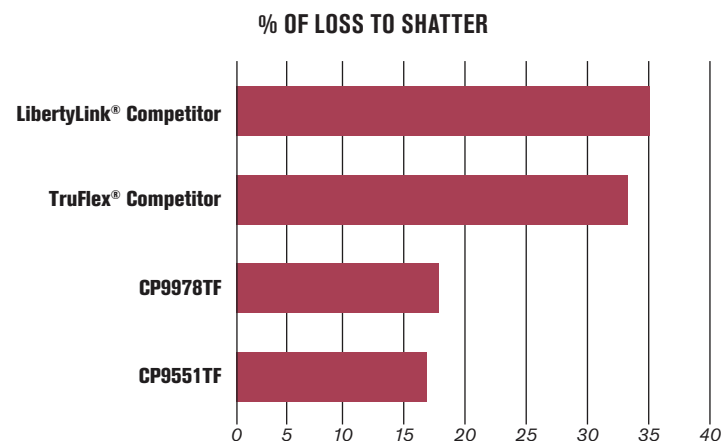
SC designates these products have met the minimum requirements for standability and reduced shatter to be considered a straight-cut hybrid.



SC+ indicates a hybrid has met the highest level of requirements for optimum straight-cut performance. SC+ Straight Cut Plus Technology: SC+ integrates a genetic solution that strengthens pod integrity — reducing harvest loss and expanding straight-cut flexibility.

CROPLAN SEED DELIVERS EXCELLENT SHATTER SCORE¹

CROPLAN TruFlex® canola hybrids demonstrated a lower shatter score than competitive checks in a recent study from the Answer Plot® Innovation Farm in Washburn, ND.



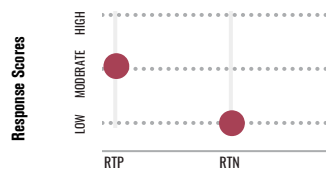
Variety Trial.

Answer Plot® Innovation Farm Data. Trial was harvested October 15th. The trial was extended six weeks post optimum harvest to exaggerate the effects of shatter on the trial.

1. Results not statistically significant and may vary. Because of factors outside of WinField United's control, such as weather, product application and any other factors, results to be obtained, including but not limited to yields, financial performance or profits, cannot be predicted or guaranteed by WinField United.

CROPLAN CP930RR

Spring Canola

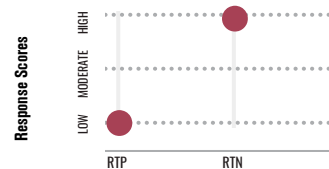


| Characteristics | Rating |
|-------------------|--------|
| Straight Cutting | 3 |
| Oil Content | 1 |
| Drought Tolerance | 1 |
| Lodging | 1 |

- Ultra-early flexible hybrid with industry leading oil content.

CROPLAN CP9221TF

Spring Canola

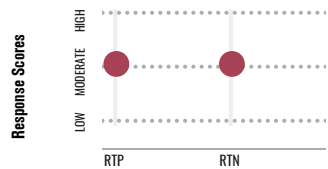


| Characteristics | Rating |
|-------------------|--------|
| Straight Cutting | 2 |
| Oil Content | 2 |
| Drought Tolerance | 1 |
| Lodging | 1 |

- Ultra-early straight-cut hybrid with strong yield stability under multiple environments.
- Very good shatter scores and standability
- Early maturity helps manage workload in timely straight-cut systems
- Strong disease package with resistance to both clubroot and blackleg

CROPLAN CP9551TF

Spring Canola

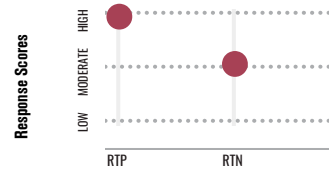


| Characteristics | Rating |
|-------------------|--------|
| Straight Cutting | 1 |
| Oil Content | 1 |
| Drought Tolerance | 1 |
| Lodging | 1 |

- Mid-Early TruFlex® hybrid with top-end yield potential and elite shatter resistance.
- Great standability and stand height
- Excellent emergence and quick to flower
- Flexibility and yield consistency across multiple environments

CROPLAN CP9978TF

Spring Canola



| Characteristics | Rating |
|-------------------|--------|
| Straight Cutting | 1 |
| Oil Content | 2 |
| Drought Tolerance | 2 |
| Lodging | 1 |

- Very high yield potential TruFlex® hybrid for more full-season, high-yield environments with best in class shatter resistance.
- Highest yield potential in cooler, higher yielding environments.
- Responds well to higher populations.
- LepR3, RlmS provide enhanced blackleg resistance.

KEY

SCALE:

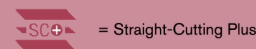
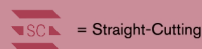
- 1 = Excellent
- 2 = Strong

3 = Acceptable

4 = Manage

5 = Not Recommended

Product descriptions and ratings are generated from Answer Plot® trials and/or from the genetics supplier and may change as additional data is gathered.



CROPLAN CP7130LL Spring Canola **LIBERTY LINK**

| Characteristic | Score |
|-------------------|-------|
| Straight Cutting | 3 |
| Oil Content | 3 |
| Drought Tolerance | 2 |
| Lodging | 2 |

- Flexible Mid-maturity hybrid with strong disease package.
- Low RTN scores increases stability across acres; helps in lower nitrogen soils or under lower nitrogen management systems
- Brings sclerotinia, clubroot, and blackleg resistance
- Great early season vigor

CROPLAN CP7667LL Spring Canola **LIBERTY LINK** **NEW**

| Characteristic | Score |
|-------------------|-------|
| Straight Cutting | 1 |
| Oil Content | 1 |
| Drought Tolerance | 2 |
| Lodging | 1 |

- Mid-early maturity LL hybrid delivering high yield with excellent shatter resistance and broad disease protection.
- SC+ hybrid brings new top end shatter to CROPLAN LL Lineup
- Excellent emergence and quick to flower
- Strong disease package with resistance to both clubroot and blackleg

CROPLAN CP7250LL Spring Canola **LIBERTY LINK**

| Characteristic | Score |
|-------------------|-------|
| Straight Cutting | 2 |
| Oil Content | 2 |
| Drought Tolerance | 3 |
| Lodging | 2 |

- Late maturity stable-yielding LL hybrid with low nitrogen response.
- High yield potential hybrid in cooler and moderate to higher yielding environments
- Low RTN scores increases stability across acres; helps in lower nitrogen soils or under lower nitrogen management systems
- Robust disease tolerance against sclerotinia, clubroot, and blackleg

CROPLAN CP7500LL Spring Canola **LIBERTY LINK**

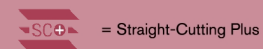
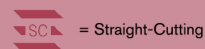
| Characteristic | Score |
|-------------------|-------|
| Straight Cutting | 2 |
| Oil Content | 1 |
| Drought Tolerance | 2 |
| Lodging | 1 |

- Mid-Late maturity LL hybrid with elite shatter resistance and robust disease package.
- Contains resistance to multiple clubroot pathotypes, strong blackleg resistance, and good tolerance to verticilium stripe.
- Great standability and lodging scores.

KEY

SCALE:
 1 = Excellent
 2 = Strong
 3 = Acceptable
 4 = Manage
 5 = Not Recommended

Product descriptions and ratings are generated from Answer Plot® trials and/or from the genetics supplier and may change as additional data is gathered.



| BRAND | Herbicide Tolerant Trait | Common Seed Size Range | Vigor | Days To Flower | Relative Maturity | Blackleg ² | Resistance Group ³ | Clubroot ⁴ | Height ¹ | Lodging | Straight-Cutting | Drought Tolerance | Oil Content | Response-to Population (RTP) ⁵ | Response-to Nitrogen (RTN) ⁵ | |
|------------------------------|--------------------------|------------------------|-------|----------------|-------------------|-----------------------|-------------------------------|--|---------------------|---------|------------------|-------------------|-------------|---|---|--|
| ROUNDUP READY® CANOLA | | | | | | | | | | | | | | | | |
| CP930RR | ROUNDUP READY | 90-120,000 | 1 | 45 | 90 | R | C | S | S | 1 | 3 | 1 | 1 | M | L | |
| TRUFLEX™ CANOLA | | | | | | | | | | | | | | | | |
| CP9551TF | TRUFLEX | | 1 | 43 | 90 | R | A | SOURCE A | M-S | 1 | 1 | 1 | 1 | M | L | |
| CP9221TF | TRUFLEX | 90-120,000 | 1 | 43 | 88 | R | MULTI | R - SOURCE A/B | M-S | 1 | 2 | 1 | 2 | L | H | |
| CP9978TF | TRUFLEX | 100-115,000 | 1 | 46 | 92 | R | A, G | S | M-S | 1 | 1 | 2 | 2 | H | M | |
| LIBERTY LINK® CANOLA | | | | | | | | | | | | | | | | |
| CP7500LL | LIBERTY LINK | | 1 | 48 | 94 | R | MULTI | R - CR6 | M-T | 1 | 2 | 2 | 1 | M | L | |
| CP7130LL | LIBERTY LINK | 90-120,000 | 1 | 48 | 92 | R | MULTI | R - 2, 3, 5, 6, 8 | M | 2 | 3 | 2 | 3 | M | L | |
| CP7250LL | LIBERTY LINK | 90-120,000 | 1 | 50 | 94 | R | MULTI | R - 2, 3, 5, 6, 8 | M | 2 | 2 | 3 | 8 | M | L | |
| NEW CP7667LL | LIBERTY LINK | 90-120,000 | 1 | 48 | 92 | R | MULTI | R - GENE (5); 2F, 3H, 5I, 6M, 8N, 3A, 3D, 2B, 8E | M | 1 | 1 | 2 | 1 | TBD | TBD | |

KEY

Scale

- 1 = Excellent
- 2 = Strong
- 3 = Acceptable
- 4 = Manage
- 5 = Not Recommended

¹ Height

- T = Tall
- M = Medium
- S = Short

² Blackleg Field Resistance

- R = Resistant
- MR = Moderately Resistant
- MS = Moderately Susceptible
- S = Susceptible

³ Blackleg Resistance Group

- B
- C
- D
- E1
- E2
- F
- G
- H
- X
- Multi

⁴ Clubroot

- R = Resistant; clubroot genes are effective against pathotypes 2, 2B, 3, 3A, 5, 5X, 6, 8 and Source A/B
- S = Susceptible

⁵ RTP/RTF/RTN Ratings

- L = Low Response
- M = Moderate Response
- H = High Response

Product descriptions and ratings are generated from Answer Plot® trials and/or from the genetics supplier and may change as additional data is gathered.

Product Name

Attributes

Placement

Product Name

Attributes

Placement

Product Name

Attributes

Placement

YOU CAN'T SPELL WINTER CANOLA WITHOUT A WIN.

USE CUTTING-EDGE WEED CONTROL

CROPLAN® seed offers the latest herbicide management systems with excellent crop safety ratings to give your canola a clean chance at success.

ROUNDUP READY® WINTER CANOLA

- Strong on cheat, feral rye and other tough grasses.
- Optimal control with Class Act® NG® and InterLock® adjuvants.
- Excellent crop safety with Roundup® brand agricultural herbicide for in-crop applications.

ROUNDUP READY® WINTER CANOLA WITH SURT

- Review the crop protection history of previous wheat crops.
- Improved crop safety from previous wheat crops with a long-residual sulfonyleurea herbicide.
- Susceptibility to many broadleaf herbicides with a long residual life.



CANOLA ROTATION RESTRICTIONS? WE HAVE YOU COVERED

Group 2 Flexible (G2Flex®) residual tolerance technology allows canola to be planted right behind wheat in soils with Group 2 herbicide residuals, including imidazolinones, sulfonyleureas, sulfonamides and triazolopyrimidines.

WinField United is the exclusive provider of the only canola variety with the G2Flex trait — CROPLAN CP1022WC winter canola.

G2FLEX

PLANTING FOR WINTERHARDINESS

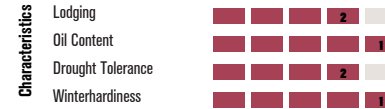
- Canola should be planted six weeks before the first killing frost date for the area (less than 25° F).
- Seeding date is important to establishing a crop that has sufficient growth for good winterhardiness.
- Planting into a clean seedbed free of crop residue allows for better winterhardiness.
- Crop residue can elevate plant crowns and expose them to more temperature fluctuations and winterkill.

CROPLAN CP225WRR
Winter Canola



- Consistent and strong SURT tolerant variety with good standability.
- SURT (sulfonyleurea residual tolerant)
- Strong winterhardiness; excels in multiple environments

CROPLAN CP320WRR
Winter Canola



- Best in class winterhardy Roundup Ready® variety with consistent performance.
- Strong and consistent yield potential across multiple environments
- First time winter canola producer approved
- Strong standability and lodging scores

CROPLAN CP1022WC
Winter Canola



- Group 2 herbicide flexible conventional variety that has strong performance across multiple environments.
- Cereal grain rotational friendly variety with exclusive soil residual technology.
- Medium-tall product with good standability.
- Consistent yield across multiple environments.

CROPLAN CP1066WC
Winter Canola



- Industry leading winter hardy conventional variety with strong top end yield performance.
- Best winterhardiness in CROPLAN Line-up.
- Very good lodging tolerance.
- Consistent yield across multiple environments and management styles.

KEY

SCALE:
 1 = Excellent
 2 = Strong
 3 = Acceptable
 4 = Manage
 5 = Not Recommended

Product descriptions and ratings are generated from Answer Plot® trials and/or from the genetics supplier and may change as additional data is gathered.

NEW

CROPLAN CP1095WC

Winter Canola

| | | |
|-----------------|-------------------|---|
| Characteristics | Lodging |  |
| | Oil Content |  |
| | Drought Tolerance |  |
| | Winterhardiness |  |

- Extremely high yield potential conventional hybrid with strong fall vigor scores.
- SC+ hybrid brings new top end shatter resistance to winter canola portfolio.
- Extremely strong fall vigor.
- Great product for high yield potential areas (i.e. irrigation and high rainfall regions).

KEY

SCALE:

1 = Excellent
2 = Strong

3 = Acceptable

4 = Manage

5 = Not Recommended

Product descriptions and ratings are generated from Answer Plot® trials and/or from the genetics supplier and my change as additional data is gathered.

| BRAND | Herbicide Tolerance Trait | Type | Common Seed Size Range | Maturity | Height ¹ | Oil Content | Fall Vigor | Winterhardness | Lodging | Drought Tolerance |
|---|----------------------------|-----------------|------------------------|----------|---------------------|-------------|------------|----------------|---------|-------------------|
| ROUNDUP READY® + SURT WINTER CANOLA | | | | | | | | | | |
| CP225WRR | Roundup Ready + SURT® | Open Pollinated | 100,000-130,000 | Medium | M | 1 | 2 | 2 | 2 | 2 |
| ROUNDUP READY® WINTER CANOLA | | | | | | | | | | |
| CP320WRR | Roundup Ready | Open Pollinated | 100,000-130,000 | Medium | M | 1 | 1 | 1 | 2 | 2 |
| CONVENTIONAL + G2FLEX™ WINTER CANOLA | | | | | | | | | | |
| CP1022WC | Conventional + G2Flex | Open Pollinated | 100,000-130,000 | Medium | T | 1 | 1 | 1 | 2 | 1 |
| CONVENTIONAL WINTER CANOLA | | | | | | | | | | |
| CP1066WC | Conventional Winter Canola | Open Pollinated | 100,000-130,000 | Medium | M | 1 | 1 | 1 | 1 | 2 |
| NEW CP1095WC | Conventional Winter Canola | Hybrid | 90-120,000 | Medium | T | 1 | 1 | 2 | 2 | 2 |

KEY**Scale**

- 1 = Excellent
- 2 = Strong
- 3 = Acceptable
- 4 = Manage
- 5 = Not Recommended

Product descriptions and ratings are generated from Answer Plot® trials and/or from the genetics supplier and may change as additional data is gathered.

1 Height Ratings

- T = Tall
- M = Medium
- S = Short

Product Name

Attributes

Placement

Product Name

Attributes

Placement

Product Name

Attributes

Placement

PROVIDING A SUNNY OUTLOOK ON SUNFLOWER YIELD POTENTIAL.

FORTENZA® INSECTICIDE SEED TREATMENT

Fortenza is an industry-leading technology added to our seed treatment offering that:

- Improves control of cutworm.
- Provides crops with increased stand establishment, plant vigor and biomass.

PROSIZE PELLETTED SEED

ProSize Pelleted Seed is available on select CROPLAN® sunflower hybrids and offers:

- Consistent seed size, which helps optimize yield potential.
- Uniformity in stand establishment.
- Even growth for optimal weed, disease and insect management.
- Trait options for the weed control you need.

TRAIT OPTIONS FOR THE WEED CONTROL YOU NEED

We offer farmers the ExpressSun® and the Clearfield® Production System traits, both of which provide good weed-control options to farmers.

BEYOND® AND EXPRESS® HERBICIDES

- Require preemergence herbicide treatments (Spartan® Charge, BroadAxe® or Prowl® H2O) or preplant-incorporated herbicides (Framework®, Prowl® H2O or Sonalan®) to combat kochia and Russian thistle.
- Group 2 herbicide mode of action: ExpressSun® trait is tolerant to Express® herbicide and Clearfield® Production System is tolerant to Beyond® herbicide.

BRING THE POWER OF PROOF TO YOUR FARM

At our Answer Plot® Innovation Farm, we're able to test more products than ever. In fact, we're increasing our ability to test each hybrid's response to nitrogen, fungicide and population to better our understanding of management for every product in our brand. By taking it down to a more granular level with foliar micronutrients, in-furrow biologicals, insecticides and fungicides, it allows us to evaluate new novel seed treatments to help make the stand get up faster and stronger.

Check out the Answer Plot® results below. They're proof that bringing high-end genetics with the latest traits and an unbiased focus on product development can deliver big yield potential.

| REGIONAL BREAKOUT | CROPLAN® PRODUCTS | | | | | | MEAN |
|-------------------------------|-------------------|---------|--------|--------|---------|---------|-------|
| | CP4255E | CP4490E | CP450E | CP455E | CP4623E | CP4711E | |
| Yield Average | 2,543 | 2,600 | 2,494 | 2,541 | 2,556 | 2,582 | 2,515 |
| Low Yield Env (<2000#)* | 1,945 | 1,777 | 1,837 | 1,494 | 1,582 | 1,740 | 1,737 |
| Mod Yield Env (2-2.8K#)** | 2,514 | 2,565 | 2,415 | 2,668 | 2,707 | 2,763 | 2,536 |
| High Yield Env (>2800#)*** | 3,000 | 3,220 | 3,089 | 2,984 | 3,076 | 2,782 | 3,007 |
| ND Sites | 2,629 | 2,704 | 2,590 | 2,577 | 2,634 | 2,579 | 2,645 |
| SD Sites | 2,314 | 2,321 | 2,237 | 2,444 | 2,372 | 2,590 | 2,427 |

2024-2025 Answer Plot® Combined Data from ND/MN/SD

*Mott, ND & Midland, SD '24

**Washburn, Selfridge ND; Onida, SD; '25; Pollock, SD; Rothsay, MN; Wishek, ND '24

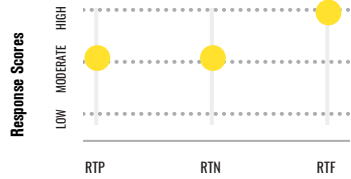
***Fingal, Flasher ND '25 & Mott, ND '24

CROPLAN CP432E

ExpressSun® Sunflower

Relative Maturity: 87

ExpressSun
trait



| Characteristics | 1 | 2 | 3 | 4 | 5 |
|-----------------|---|---|---|---|---|
| Stalk Quality | | | | | 2 |
| Root Strength | | | | | 2 |
| Phomopsis | | | 3 | | |
| Oil Content | | 4 | | | |
| Sclerotinia | | | 3 | | |

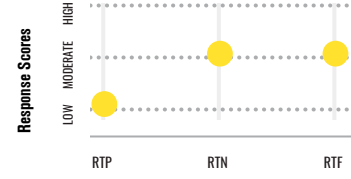
- High yield potential for early maturity
- Shorter plant height; very uniform
- DMR PI 8; resistant to all common U.S. races of downy mildew
- Utilize higher populations if pushing yield goals higher; yield response to higher available nitrogen

CROPLAN CP4475E

ExpressSun® Sunflower

Relative Maturity: 92

ExpressSun
trait



| Characteristics | 1 | 2 | 3 | 4 | 5 |
|-----------------|---|---|---|---|---|
| Stalk Quality | | | 3 | | |
| Root Strength | | | 3 | | |
| Phomopsis | | | 3 | | |
| Oil Content | | | | | 2 |
| Sclerotinia | | | | | 2 |

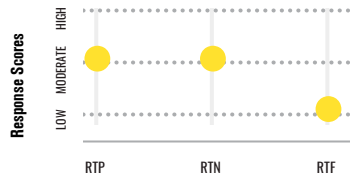
- Excellent yield potential for maturity with very good Phomopsis tolerance
- Tall plant but strong roots and late-season stalks
- Very clean plant at harvest, nice head placement
- Strong agronomics for variable acres

CROPLAN CP455E

ExpressSun® Sunflower

Relative Maturity: 93

ExpressSun
trait



| Characteristics | 1 | 2 | 3 | 4 | 5 |
|-----------------|---|---|---|---|---|
| Stalk Quality | | | | | 2 |
| Root Strength | | | 3 | | |
| Phomopsis | | | 3 | | |
| Oil Content | | | 3 | | |
| Sclerotinia | | | | | 2 |

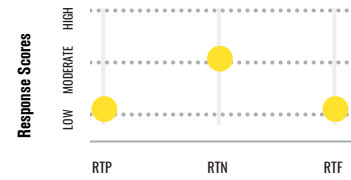
- High-oleic hybrid with excellent yield potential; a top performer in the CROPLAN® lineup
- Widely adapted across regions and field conditions
- Medium plant with excellent drydown
- Good drought response along with sclerotinia tolerance for higher-moisture years

CROPLAN CP4255E

ExpressSun® Sunflower

Relative Maturity: 93

ExpressSun
trait



| Characteristics | 1 | 2 | 3 | 4 | 5 |
|-----------------|---|---|---|---|---|
| Stalk Quality | | | | | 2 |
| Root Strength | | | | | 2 |
| Phomopsis | | | | | 1 |
| Oil Content | | | | | 2 |
| Sclerotinia | | | | | 2 |

- High yielding HO for its early maturity; very good oil content
- Taller plant with good roots and stalks; excellent standability
- Excellent drought tolerance for tougher acres and lighter soils.
- Early flowering and maturity helps beat heat and drought

KEY

SCALE:

1 = Excellent
2 = Strong

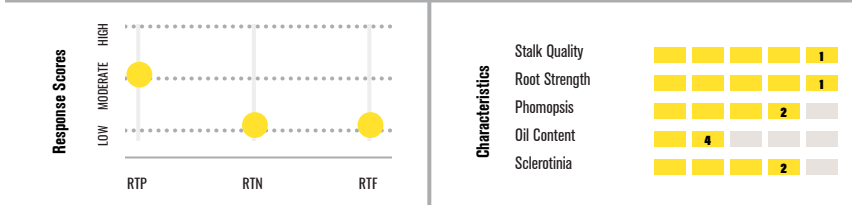
3 = Acceptable
4 = Manage

5 = Not Recommended

Product descriptions and ratings are generated from Answer Plot® trials and/or from the genetics supplier and my change as additional data is gathered.

CROPLAN CP450E**ExpressSun[®]**
troitExpressSun[®] Sunflower

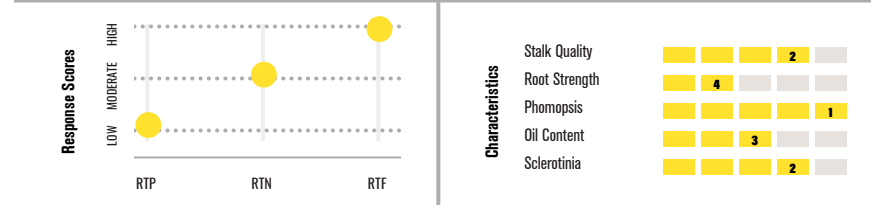
Relative Maturity: 94



- Excellent yield potential; great defensive complement to CP455E
- Top performer in stressed environments
- Stronger standability than CP455E; good hybrid to plant early
- Good drought stress tolerance and low demand for additional nitrogen to maintain yield potential

CROPLAN CP4157E**ExpressSun[®]**
troitExpressSun[®] Sunflower

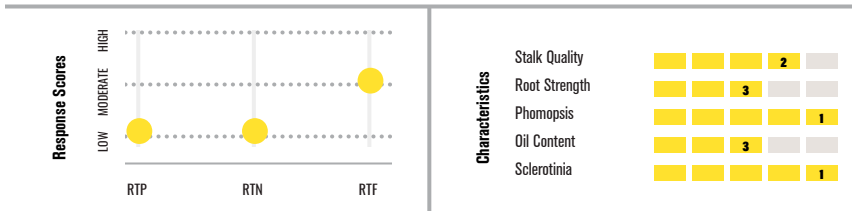
Relative Maturity: 95



- High yield potential, best performance is in higher moisture soils
- Good stalks for solid late-season stability under disease
- Lower populations to increase root size without giving up yield
- Data shows potential yield increase to higher available N in better soils

CROPLAN CP4623E**ExpressSun[®]**
troitExpressSun[®] Sunflower

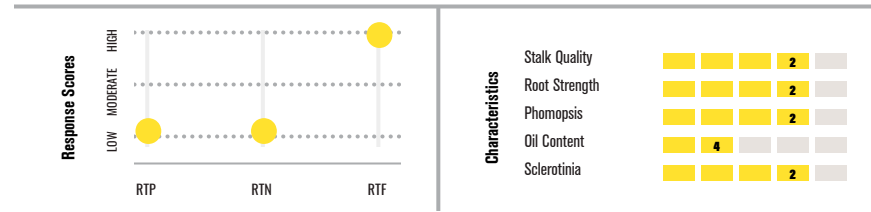
Relative Maturity: 95

NEW

- Excellent top-end yield potential on moderate to high-yielding acres
- Taller plant with good roots and stalks to support
- Consistent performance across environments and management systems
- Very good sclerotinia tolerance

CROPLAN CP4490E**ExpressSun[®]**
troitExpressSun[®] Sunflower

Relative Maturity: 96

NEW

- High yield potential with great offensive ability combined with excellent stress tolerance
- Good roots and stalks for good standability
- Low response to nitrogen enables consistent yield potential across environments
- Has shown to have good Phomopsis tolerance

KEY**SCALE:**1 = Excellent
2 = Strong

3 = Acceptable

4 = Manage

5 = Not Recommended

Product descriptions and ratings are generated from Answer Plot[®] trials and/or from the genetics supplier and may change as additional data is gathered.

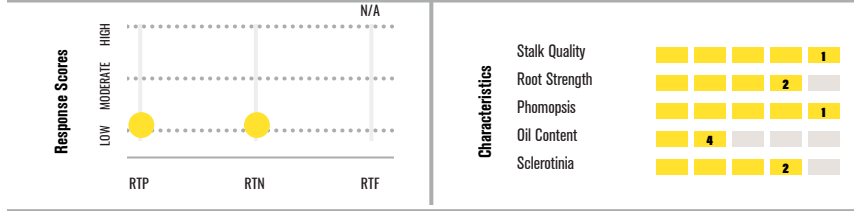
CROPLAN CP4711E

ExpressSun
traut

NEW

ExpressSun® Sunflower

Relative Maturity: 96



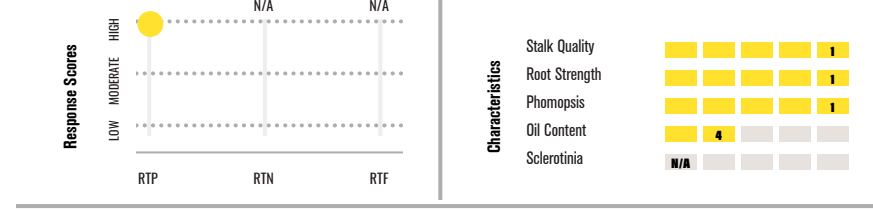
- Full season product with very high yield potential
- Very good disease ratings including sclerotinia and verticillium wilt
- Very good standability, even for its height
- Has shown great success in full-season regions, best placed initially in from SE ND into SD and south

CROPLAN CP5220CLSS

Clearfield
Production System for Sunflower

Clearfield® Sunflower

Relative Maturity: 79



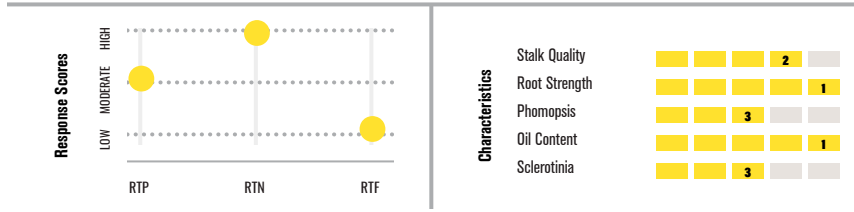
- Very early, extremely short-statured hybrid
- Excellent stalks, roots and late season standability
- Ultra-early hybrid with DMR for the high oleic crush/birdseed market
- Excellent option for late-planting or double-crop acres with in-season ground applications possible

CROPLAN CP5249CL

Clearfield
Production System for Sunflower

Clearfield® Sunflower

Relative Maturity: 86



- High oleic hybrid with excellent oil; very good yield potential for maturity
- Great standability in the field with consistent performance across environments
- Excellent roots and stalks; very good heat and drought tolerance
- Solid performance on lighter soils

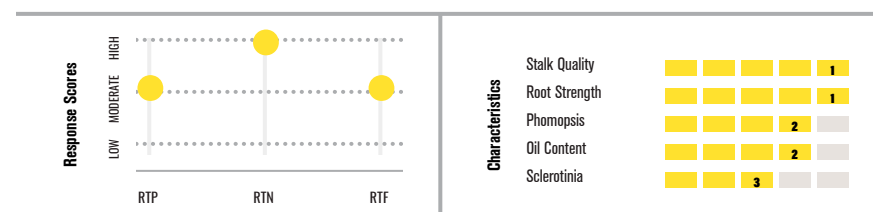
CROPLAN CP5045CL

Clearfield
Production System for Sunflower

NuSun

Clearfield® Sunflower

Relative Maturity: 95



- Very high yield potential with excellent agronomics
- PI 6 and PI 17 DMR for one of the industry's leading downy mildew tolerance
- Excellent stalks and roots; medium plant height for excellent late-season standability
- Increased staygreen and slower drydown in cooler environments; good candidate for desiccation

KEY

SCALE:

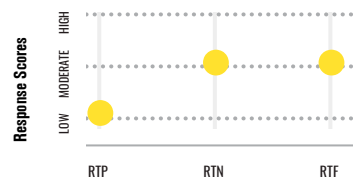
1 = Excellent
2 = Strong

3 = Acceptable

4 = Manage

5 = Not Recommended

Product descriptions and ratings are generated from Answer Plot® trials and/or from the genetics supplier and may change as additional data is gathered.



| Characteristic | Score |
|----------------|-------|
| Stalk Quality | 2 |
| Root Strength | 2 |
| Phomopsis | 1 |
| Oil Content | 2 |
| Sclerotinia | 4 |

- Excellent yield potential for maturity; very good Phomopsis tolerance
- Taller plant; strong roots and late-season stalks; very clean plant at harvest
- Strong agronomics for variable acres
- Data showed very good high-end yield potential in offensive environments

KEY

SCALE:
 1 = Excellent
 2 = Strong
 3 = Acceptable
 4 = Manage
 5 = Not Recommended

Product descriptions and ratings are generated from Answer Plot® trials and/or from the genetics supplier and my change as additional data is gathered.

| | High Oleic ¹ | NuSun® ¹ | Dehulling ¹ | Birdseed ¹ | Relative Maturity | Downy Mildew Resistance ² | Phomopsis | Sclerotinia | Height | Root Strength | Stalk Quality | Drought Tolerance | Dry down | Oil Content | Oleic Content | Response-to Population (RTP) ³ | Response-to Nitrogen (RTN) ³ | Response-to Fungicide (RTF) ³ | Response-to RTF ³ |
|------------------------------|-------------------------|---------------------|------------------------|-----------------------|-------------------|--------------------------------------|-----------|-------------|----------|---------------|---------------|-------------------|----------|-------------|---------------|---|---|--|------------------------------|
| EXRESSSUN® SUNFLOWER | | | | | | | | | | | | | | | | | | | |
| CP432E | | • | • | • | 87 | PL 8 | 3 | 3 | Short | 2 | 2 | 1 | 2 | 4 | NA | M | M | H | |
| CP4475E | • | | • | • | 92 | PL 6,8 | 3 | 2 | Tall | 3 | 3 | 1 | 2 | 2 | 1 | L | M | M | |
| CP4255E | • | | NA | • | 93 | PL 2,6,8 | 1 | 2 | Med-Tall | 2 | 2 | 2 | 2 | 2 | 1 | L | M | L | |
| CP455E | • | | • | • | 93 | PL 6 | 3 | 2 | Medium | 3 | 2 | 1 | 2 | 3 | 2 | M | M | L | |
| CP450E | • | | • | • | 94 | PL 8 | 2 | 2 | Medium | 1 | 1 | 2 | 1 | 4 | 2 | M | L | L | |
| NEW CP4623E | • | | NA | • | 95 | M9 | 1 | 1 | Med-Tall | 3 | 2 | 2 | 3 | 3 | 1 | L | L | M | |
| CP4157E | • | | • | • | 95 | PL 6 | 1 | 2 | Tall | 4 | 2 | 2 | 4 | 3 | 1 | L | M | H | |
| NEW CP4490E | • | | • | • | 96 | M9 | 2 | 2 | Medium | 2 | 2 | 1 | 1 | 4 | 1 | L | L | H | |
| NEW CP4711E | • | | NA | • | 96 | M9 | 1 | 2 | Tall | 2 | 1 | 3 | 2 | 4 | 2 | L | L | NA | |
| CLEARFIELD® SUNFLOWER | | | | | | | | | | | | | | | | | | | |
| CP5220CLSS | • | | | • | 79 | PL 6 | 1 | NA | Short | 1 | 1 | 3 | 1 | 4 | 3 | H | NA | NA | |
| CP5249CL | • | | | • | 86 | PL 15 | 3 | 3 | Short | 1 | 2 | 1 | 1 | 1 | 1 | M | H | L | |
| CP5045CL | | • | | • | 95 | PL 6,17 | 2 | 3 | Medium | 1 | 1 | 3 | 1 | 2 | NA | M | H | M | |
| CP7919CL | • | | • | • | 96 | PL 6 | 1 | 4 | Medium | 2 | 2 | 3 | 2 | 2 | 2 | L | M | M | |

KEY Scale
 1 = Excellent
 2 = Strong
 3 = Acceptable
 4 = Manage
 5 = Not Recommended

Product descriptions and ratings are generated from Answer Plot® trials and/or from the genetics supplier and may change as additional data is gathered.

1 Market Options
 Grain not guaranteed to be sold in your area.
 Due to factors outside our control, WinField United does not guarantee oleic levels.
 TBD = still in testing.

2 Downy Mildew Resistance
PI 2 gene = This gene is resistant to some of the early races of downy mildew, but it is susceptible to most of the common races found today.
PI 6 gene = This gene is resistant to races prevalent before 2009; it is susceptible to races 314, 704, 714, 734 and 774.

PI 8 gene = This gene can get infected, but then stops downy mildew from advancing or having an economic impact on all common races.
PI 15 gene = This gene is exclusive to CROPLAN® hybrids and is resistant to all known races of downy mildew.

PI P gene = Proprietary gene developed to control all known races of downy mildew.
PI 17 gene = Advanced control, resistant to all known races of downy mildew.
M9 gene = Broad spectrum resistance to races: 100, 304, 307, 314, 334, 703, 704, 710 and 714.

3 RTN/RTF/RTF Ratings
 L = Low Response
 M = Moderate Response
 H = High Response

Product Name

Attributes

Placement

Product Name

Attributes

Placement

Product Name

Attributes

Placement

THIS RED SPRING WHEAT DOESN'T RAISE THE BAR. IT IS THE BAR.

Bin-Busting Yield Potential and More

We don't just claim high wheat yield potential: We aim to prove it. In 2025, CROPLAN® CP3199A won top honors as a “bin buster” spring wheat variety in the 2025 National Wheat Yield Contest. But top-end yield potential isn't our only focus. We're also investing in research to improve grain quality and protein characteristics, find the most profitable wheat management practices, and identify some of the best products for your most challenging acres.

ANSWER PLOT® RESEARCH PROVIDES RESPONSE DATA FOR CROPLAN WHEAT VARIETIES

That means you can fine tune management and increase yield potential in the most economically efficient manner.

- Data shows a 25.5 bu/A average yield response advantage¹ when varieties are managed according to their Response-to nitrogen (RTN).
- Data also shows a 10.9 bu/A average yield response advantage¹ when varieties are managed according to their Response-to population (RTP).
- In 2026 we added Response-to sulfur (RTS) ratings for CROPLAN spring wheat varieties. We'll continue to test for and adjust these ratings as we generate more data.

¹ 2019 Answer Plot(R) trial data.

EACH VARIETY IS DIFFERENT, AND ITS AGRONOMIC REQUIREMENTS ARE TOO

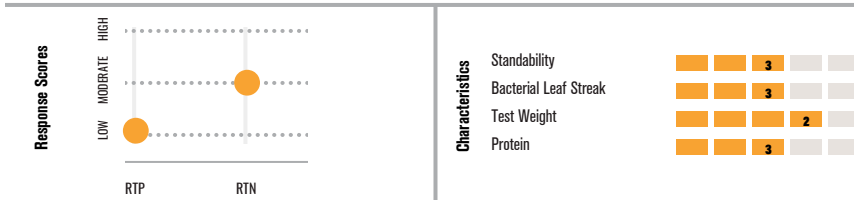
Putting every product into the same environment won't maximize your ROI. Instead, give each variety what it needs when it needs it. And just as importantly, eliminate actions that don't provide the yield and revenue impact you desire.

Our Answer Plot® Innovation Farm allows us to test more products and management techniques than ever, including evaluating foliar micronutrients, in-furrow biologicals, insecticides, fungicides and new novel seed treatments to make your stand get up faster and stronger. And on top of all that, you can also get sawfly protection with our new semi-solid stemmed products that show excellent tolerance to sawfly pressure.

Only CROPLAN provides this level of intelligence. And you can only find CROPLAN seed at the best retailers in America.

CROPLAN CP3555

Hard Red Spring

NEW

- Excellent yield and protein potential; great disease package with a broad east to west fit
- Average height with strong standability and great late season intactness
- Earlier flowering with average maturity, good test weight with average protein content
- Great disease package with very good BLS, stripe, and leaf rust; average FHB, a fungicide is recommended in heavy stem rust years

CROPLAN CP3055

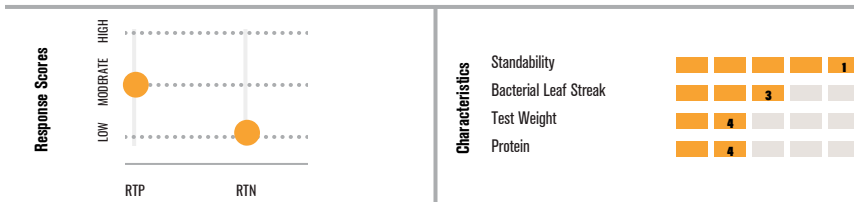
Hard Red Spring



- High yield potential European-style genetics with a solid disease package
- Moderate yield response to nitrogen; opportunity for split-applied nitrogen; additional nitrogen increases protein percentage
- Strong disease package on a very large plant; extremely large flag leaf
- Semi-solid stem variety for saw-fly tolerance; good stress tolerance for a great Western fit

CROPLAN CP3119A

Hard Red Spring



- Awnless product with incredible biomass and very good standability under moderate populations
- Semi-solid stem for WSS tolerance; stress tolerance and lower response to inputs; great Western-style wheat
- High yield potential; lower-protein can be improved with N management
- Extended-season wheat with longer grain-fill gives higher yield potential

CROPLAN CP3915

Hard Red Spring



- High yield and protein potential that can increase with additional nitrogen
- Excellent agronomics, very good BLS tolerance and straw strength
- Excels under higher yield environments; stable in lower yielding environments
- High response to population, recommended 1.4-1.7M seeds/Ac

KEY**SCALE:**

1 = Excellent
2 = Strong

3 = Acceptable

4 = Manage

5 = Not Recommended

Product descriptions and ratings are generated from Answer Plot® trials and/or from the genetics supplier and my change as additional data is gathered.

CROPLAN CP3530

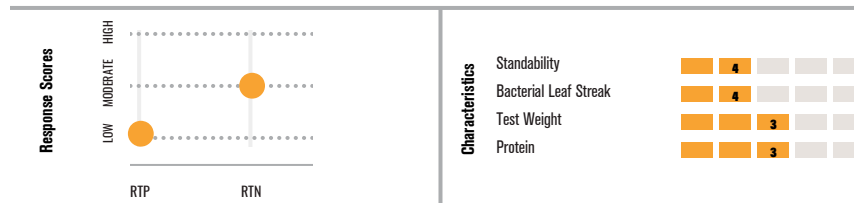
Hard Red Spring



- Excellent yield and protein potential
- Very stable product across environments
- Good fusarium head blight with strong stem rust and BLS; good leaf rust tolerance
- Good standability with moderate populations; higher yield potential when populations are increased in environments with lower lodging risk

CROPLAN CP3188

Hard Red Spring



- Excellent performance under stressed conditions; top-end yield potential on the most productive acres
- Moderate RTN and RTP with great moisture stress tolerance provides very consistent performance across acres
- Lower, acceptable protein; total protein/Ac being higher than average
- Above average FHB tolerance; fungicide recommended; manage for BLS

CROPLAN CP3099A

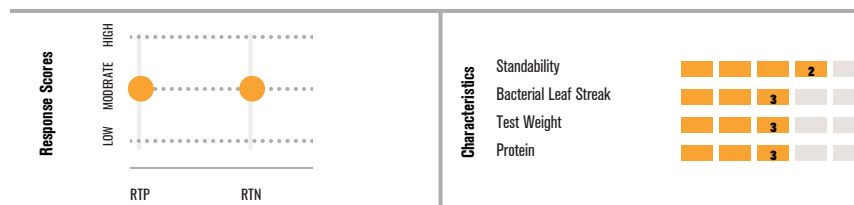
Hard Red Spring



- Extremely high-yield potential that works best in productive acres and cooler environments
- Large biomass and an awnless head provide excellent forage potential; good tonnage potential and very good quality
- Lower protein; additional nitrogen and sulfur may increase both yield and protein potential
- Research showed increases in yield with higher populations; good standability in most environments

CROPLAN CP3322

Hard Red Spring



- Broadly adapted top-end yield potential product; excellent drought stress; average protein content and semi-solid stem for saw-fly tolerance
- Taller plant holds height; creates a thicker canopy for strong Western performance; good straw strength for the East
- Performs well in lower-yielding environments without sacrificing top-end yield potential
- Medium-late flowering/maturity; average BLS; use fungicide for FHB control

KEY

SCALE:
 1 = Excellent
 2 = Strong
 3 = Acceptable
 4 = Manage
 5 = Not Recommended

Product descriptions and ratings are generated from Answer Plot® trials and/or from the genetics supplier and may change as additional data is gathered.

| | Days to Heading | Days to Maturity | Height ¹ | Standability | Plant Integrity | Late Season | Test Weight | Protein | Baking Quality | Placement on Irrigation | Fusarium Head Blight (FHB) | Leaf Rust Resistance | Stem Rust Resistance | Stripe Rust Resistance | Leaf Disease | Bacterial Leaf Streak | Wheat Stem Sawfly | Population | Response to Nitrogen (RTP) ² | Response to Nitrogen (RTN) ² | Response to Sulfur (RTS) - % Protein ² |
|---------------------------|-----------------|------------------|---------------------|--------------|-----------------|-------------|-------------|---------|----------------|-------------------------|----------------------------|----------------------|----------------------|------------------------|--------------|-----------------------|-------------------|------------|---|---|---|
| CONVENTIONAL WHEAT | | | | | | | | | | | | | | | | | | | | | |
| CP3055 | 60 | 92 | T | 2 | 2 | 4 | 4 | 2 | 3 | 3 | 3 | 3 | 2 | 3 | 3 | 1 | L | L | M | | |
| CP3099A | 59 | 90 | T | 2 | 4 | 4 | 5 | 2 | 2 | 4 | 5 | 5 | 2 | 3 | 4 | 4 | M | M | M | | |
| CP3119A | 62 | 95 | T | 1 | 2 | 4 | 4 | NA | 2 | 4 | 3 | 2 | 2 | 2 | 3 | 1 | M | L | M | | |
| CP3188 | 57 | 86 | T | 4 | 4 | 3 | 3 | NA | 3 | 3 | 2 | 4 | 2 | 4 | 4 | 4 | L | M | M | | |
| CP3322 | 59 | 88 | T | 2 | 3 | 3 | 3 | NA | 2 | 4 | 4 | 2 | 2 | 2 | 3 | 2 | M | M | M | | |
| CP3530 | 58 | 86 | T | 4 | 2 | 2 | 1 | 3 | 4 | 2 | 3 | 3 | 3 | 3 | 2 | 4 | M | M | M | | |
| NEW CP3555 | 56 | 85 | M | 3 | 1 | 2 | 3 | 2 | 2 | 2 | 2 | 3 | 2 | 2 | 3 | 4 | L | M | H | | |
| CP3915 | 55 | 86 | M | 1 | 1 | 1 | 1 | 2 | 1 | 2 | 1 | 1 | 2 | 3 | 2 | 4 | H | M | M | | |

KEY Scale
 1 = Excellent
 2 = Strong
 3 = Acceptable
 4 = Manage
 5 = Not Recommended

Product descriptions and ratings are generated from Answer Plot® trials and/or from the genetics supplier and may change as additional data is gathered.

1 RTP/RTN Ratings
 L = Low Response
 M = Moderate Response
 H = High Response

2 Height
 S = Short
 M = Medium
 T = Tall

The comparison ratings are with CROPLAN® wheats only. These ratings reflect trends observed in research trials, which will change based on various factors, including variations in rainfall, temperature and production patterns.

Product Name

Attributes

Placement

Product Name

Attributes

Placement

Product Name

Attributes

Placement

LESSER WHEAT MAY GIVE UP DURING HARSH WINTERS, BUT NOT CROPLAN® WHEAT.

Optimize Seed ROI

To achieve farm topping yield potential, you need to do many things right. And that starts with CROPLAN varieties.

This is seed that puts you on the path to maximizing ROI potential on each acre. It begins with exceptionally high performing genetics, which bring agronomic characteristics important to maximizing yield potential. Get even bigger advantages from the data and intelligence we build on top of these revolutionary wheat varieties.

ANSWER PLOT® RESEARCH PROVIDES NITROGEN AND FUNGICIDE RESPONSE DATA FOR CROPLAN WHEAT VARIETIES

That means you can fine tune management and increase yield potential in the most economically efficient manner.

- Data shows a 33.1 bu/A average yield response advantage¹ when varieties are managed according to their Response-to nitrogen (RTN).
- Data also shows a 20.8 bu/A average yield response advantage¹ when varieties are managed according to their Response-to fungicide (RTF).

¹ 2023 nationwide Answer Plot® data.

INTRODUCING CLEARFIELD® PLUS

To bring multiple weed management strategies to the CROPLAN brand, we have introduced a new Clearfield® Plus product to the lineup as a new alternative to CoAXium and conventional weed management. Clearfield Plus technology delivers a powerful, flexible weed management advantage by pairing elite wheat

genetics with enhanced tolerance to imidazolinone herbicides such as Beyond®. This system enables effective control of tough grass and broadleaf weeds—including jointed goatgrass, feral rye, and downy brome—resulting in cleaner fields, improved grain quality, and reduced dockage at the elevator. Clearfield Plus helps growers protect yield potential while supporting responsible, integrated weed resistance management.

REVOLUTIONARY GRASSY WEED CONTROL

CROPLAN seed is pleased to offer the CoAXium Wheat Production System which provides cost-effective, excellent control of annual and perennial grasses, high quality grain, and increased yield potential.

When used in conjunction with CoAXium® varieties, Aggressor® herbicide provides systemic and selective broad-spectrum control of these problem grasses:

- Barnyard grass
- Bromus species, including ALS-resistant biotypes
- Feral and cereal rye
- Jointed goat grass, including ALS-resistant biotypes
- Wild oats (non-resistant Group1)
- Volunteer cereals



BRING THE POWER OF PROOF TO YOUR FARM.

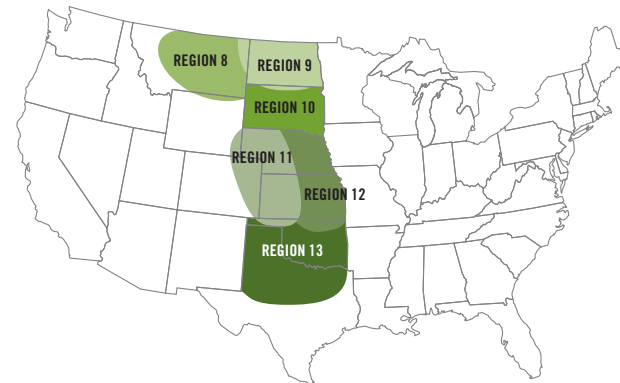
Check out the Answer Plot® results below. They're proof that bringing high-end genetics with the latest traits and an unbiased focus on product development can deliver big yield potential.

| REGIONAL BREAKOUT | CROPLAN Hard Red Winter Wheat Products - Yield | | | | | | | | Plot Mean |
|-------------------|--|----------|--------|----------|----------|--------|--------|--------|-----------|
| | CP7017AX | CP7050AX | CP7220 | CP7266AX | CP7319AX | CP7462 | CP7869 | CP7909 | |
| Great Falls, MT | 48.4 | 44.4 | 45.0 | 39.3 | 43.6 | 52.8 | 45.9 | 50.2 | 45.8 |
| Huntley, MT | 87.6 | 93.5 | 80.9 | 109.7 | 86.7 | 107.3 | 89.2 | 108.7 | 101.0 |
| Washburn, ND | 92.1 | 89.4 | - | 103.2 | 106.5 | 116.5 | 102.7 | 101.3 | 100.2 |
| Onida, SD | 110.0 | 88.5 | 108.5 | 107.4 | 102.6 | 110.5 | 109.3 | 106.9 | 103.2 |
| Vivian, SD | 89.1 | 77.7 | 85.0 | 76.5 | 81.5 | 80.7 | 88.1 | 81.9 | 79.0 |
| Mt. Vernon, SD | 88.5 | 77.8 | 83.3 | 80.9 | 84.7 | 88.0 | 85.7 | 91.8 | 79.3 |
| Thomas, OK | 38.0 | 36.1 | 37.6 | 37.6 | 30.9 | 42.4 | 37.0 | 31.0 | 37.2 |
| Hennessey, OK | 69.5 | 51.6 | 52.4 | 59.3 | 66.0 | 67.9 | 68.1 | 52.1 | 57.8 |
| Overall Avg | 77.9 | 69.9 | 70.4 | 76.7 | 75.3 | 83.3 | 78.3 | 78.0 | 71.9 |
| % Protein* | 10.7 | 12.1 | 11.7 | 11.6 | 11.5 | 11.0 | 11.5 | 11.0 | 11.5 |

*All Answer Plot® locations tested, except Washburn

EACH VARIETY IS DIFFERENT, AND ITS AGRONOMIC REQUIREMENTS ARE TOO


Putting every product into the same environment won't maximize your ROI. Instead, give each variety what it needs, when it needs it. And just as importantly, eliminate actions that don't provide the yield and revenue impact you desire.



CROPLAN CP7599CLP

Hard Red Winter

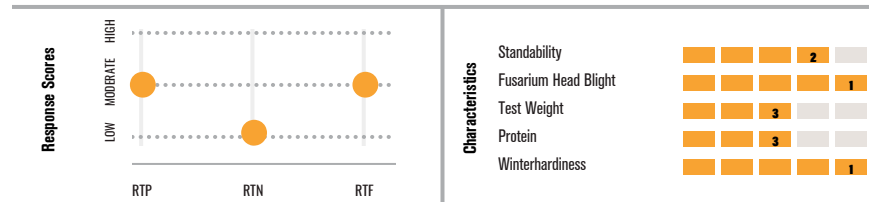
NEW



- Excellent yield potential in a mid-maturity Clearfield Plus variety
- Strong fit across the plains from Montana to Texas
- Very good standability with excellent winterhardness and grazing tolerance
- Very good WSMV tolerance, use caution in high sawfly areas, manage for stem rust

CROPLAN CP7017AX

Hard Red Winter




- Medium maturity CoAXium® variety with excellent yield potential
- Strong tolerance to tough soils and lower pH
- Broadly adapted for high yield potential across multiple environments
- Strong resistance to stem rust and FHB; manage for leaf and stripe rust

CROPLAN CP7462

Hard Red Winter

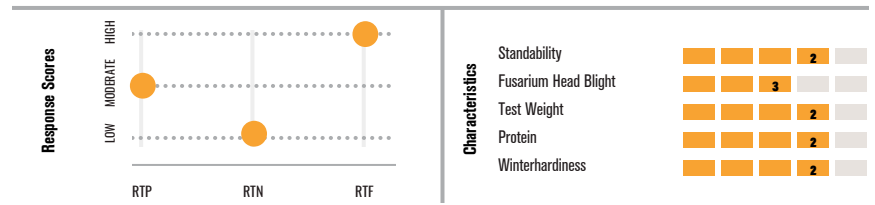
NEW



- High yield potential across environments
- Works well from MT and SD, through Central and Eastern KS/OK
- Medium early maturity
- Has stripe rust resistance; use caution in heavy wheat streak mosaic virus areas

CROPLAN CP7869

Hard Red Winter



- High yield potential matched with an outstanding disease package
- Uniquely adapted to both elite irrigated acres and stressful dryland acres; great fit for low pH acres
- Best fit is on well-managed dryland or irrigated acres
- Acceptable fusarium head blight tolerance; excellent stripe, stem and leaf rust tolerance

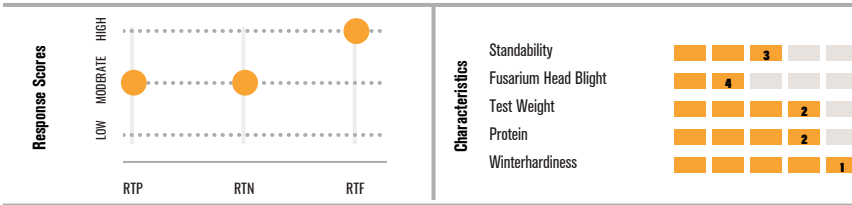
KEY

SCALE:
 1 = Excellent
 2 = Strong
 3 = Acceptable
 4 = Manage
 5 = Not Recommended

Product descriptions and ratings are generated from Answer Plot® trials and/or from the genetics supplier and may change as additional data is gathered.

CROPLAN CP7909

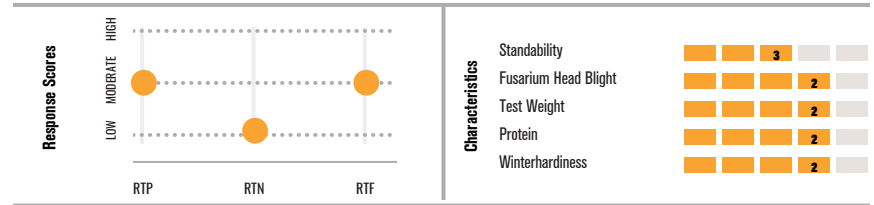
Hard Red Winter



- Excellent yield and high protein potential
- Very good winterhardiness
- Broad adaptation over a variety of conditions; outstanding yield potential in high-yield environments
- Excellent soilborne mosaic virus resistance, manage for stripe rust

CROPLAN CP7266AX

Hard Red Winter



- Excellent yield potential in a medium maturity product
- A great fit for more productive acres
- Not recommended on low pH acres
- Good disease package for FHB, leaf and stripe rust; a fungicide is recommended in areas with stem rust

KEY

SCALE:
 1 = Excellent
 2 = Strong
 3 = Acceptable
 4 = Manage
 5 = Not Recommended

Product descriptions and ratings are generated from Answer Plot® trials and/or from the genetics supplier and may change as additional data is gathered.

| BRAND | Regions of Adaptation | Maturity ¹ | Height ² | Test Weight | Stability | AWNS | Winterhardness | Protein | Leaf Rust Resistance | Stripe Rust Resistance | Powdery Mildew Resistance | Septoria Leaf Resistance | Leaf Disease | Stagonospora Blotch Resistance | Barley Yellow Dwarf | Fusarium Head Blight (FHB) | Hessian Fly Resistance | Wheat Stem Sawfly | Placement on Irrigation | Response-to Nitrogen (RTN) ³ | Response-to Fungicide (RTF) ³ |
|---------------------------|-----------------------|-----------------------|---------------------|-------------|-----------|------|----------------|---------|----------------------|------------------------|---------------------------|--------------------------|--------------|--------------------------------|---------------------|----------------------------|------------------------|-------------------|-------------------------|---|--|
| COAXIUM® WHEAT | | | | | | | | | | | | | | | | | | | | | |
| CP7017AX | 8, 9, 10, 11, 12, 13 | 3 | M | 3 | 2 | Y | 1 | 3 | 3 | 2 | NA | NA | 2 | NA | NA | 1 | NA | 4 | 1 | L | M |
| CP7266AX | 8, 9, 10, 11, 12, 13 | 3 | M-T | 2 | 3 | Y | 2 | 2 | 1 | 2 | NA | NA | 1 | NA | NA | 2 | NA | 4 | 2 | L | M |
| CONVENTIONAL WHEAT | | | | | | | | | | | | | | | | | | | | | |
| NEW CP7462 | 8, 9, 10, 11, 12 | 2 | M | 3 | 1 | Y | 2 | 3 | 3 | 2 | 2 | NA | 3 | NA | NA | 3 | NA | 3 | 1 | NA | NA |
| NEW CP7599CLP | 8, 9, 10, 11, 12, 13 | 3 | M | 1 | 2 | Y | 2 | 4 | 3 | 3 | NA | NA | 3 | NA | NA | 3 | NA | 4 | 1 | NA | NA |
| CP7869 | 8, 10, 11, 12, 13 | 4 | M | 2 | 2 | Y | 2 | 2 | 1 | 1 | NA | NA | 1 | NA | NA | 3 | NA | 4 | 1 | L | H |
| CP7909 | 8, 9, 10, 11, 13 | 1 | M-T | 2 | 3 | Y | 1 | 2 | 3 | 4 | NA | NA | 2 | NA | NA | 4 | NA | 4 | 2 | M | H |

KEY Scale
 1 = Excellent
 2 = Strong
 3 = Acceptable
 4 = Manage
 5 = Not Recommended

Product descriptions and ratings are generated from Answer Plot® trials and/or from the genetics supplier and may change as additional data is gathered.

1 Maturity
 1 = Early
 5 = Late

2 Height
 S = Short
 M = Medium
 T = Tall

3 RTP/RTN/RTF Ratings
 L = Low Response
 M = Moderate Response
 H = High Response

The comparison ratings are with CROPLAN® wheats only. These ratings reflect trends observed in research trials, which will change based on various factors, including variations in rainfall, temperature and production patterns.

Product Name

Attributes

Placement

Product Name

Attributes

Placement

Product Name

Attributes

Placement

THERE'S NOTHING SOFT ABOUT HELPING YOUR WHEAT ACRE GIVE 110%.

Optimize Seed ROI

To achieve farm topping yield potential, you need to do many things right. And that starts with CROPLAN® varieties.

This is seed that puts you on the path to maximizing ROI potential on each acre, beginning with exceptionally high performing genetics, which bring agronomic characteristics important to maximizing yield potential. But even bigger advantages come with the data and intelligence we build on top of these revolutionary wheat varieties.

ANSWER PLOT® RESEARCH PROVIDES NITROGEN AND FUNGICIDE RESPONSE DATA FOR CROPLAN WHEAT VARIETIES

That means you can fine tune management and increase yield potential in the most economically efficient manner.

Data shows a 7.2 bu/A average yield response advantage¹ when varieties are managed according to their Response-to nitrogen (RTN).

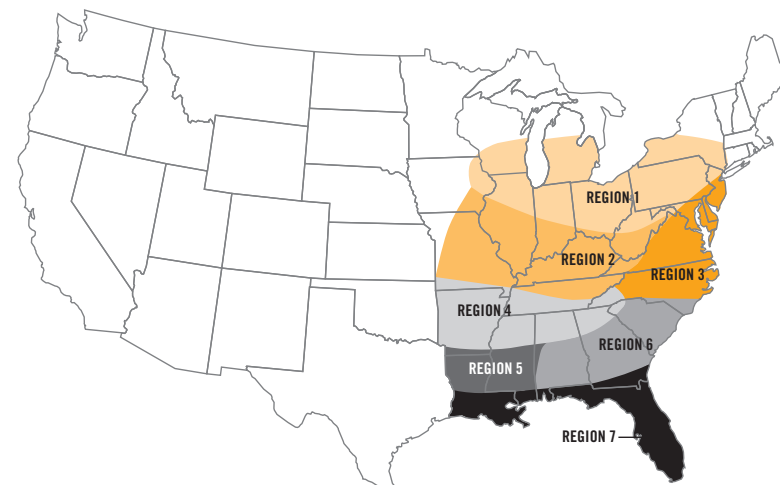
Data also shows a 10.5 bu/A average yield response advantage¹ when varieties are managed according to their Response-to fungicide (RTF).

1. 2019 Answer Plot® data.

EACH VARIETY IS DIFFERENT, AND ITS AGRONOMIC REQUIREMENTS ARE, TOO

Putting every product into the same environment won't maximize your ROI. Instead, give each variety what it needs, when it needs it. And just as importantly, eliminate actions that don't provide the yield and revenue impact you desire.

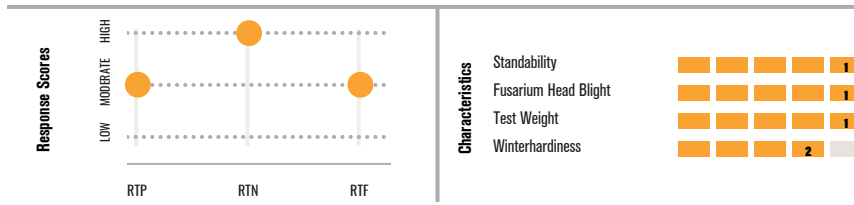
Only CROPLAN seed provides this level of intelligence. And you can only find CROPLAN seed varieties at the best retailers in America.



CROPLAN CP8345

Soft Red Winter

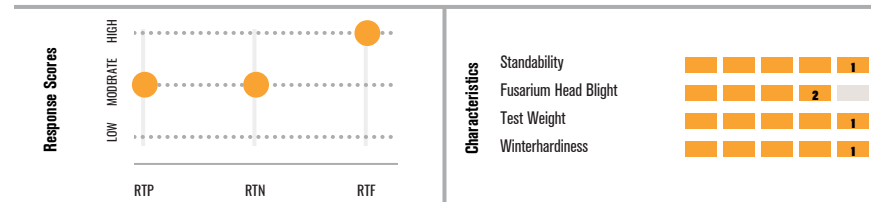
NEW



- New bearded variety with outstanding yield potential
- Carries the FHB-1 gene for very strong resistance to Fusarium Head Blight
- Very strong winterhardiness and standability
- Strong resistance to stripe rust

CROPLAN CP8224

Soft Red Winter

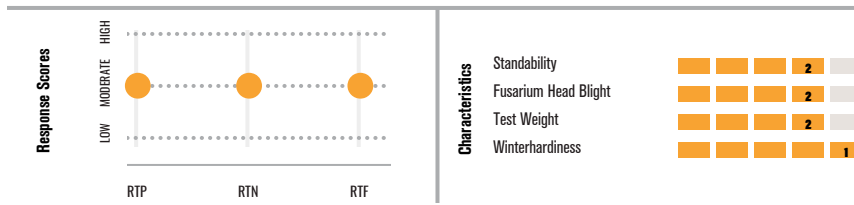


- High yield potential variety to replace CP9203
- Excellent test weight and winterhardiness
- Awnless variety with excellent standability
- Acceptable Septoria and powdery mildew tolerance

CROPLAN CP8650

Soft Red Winter

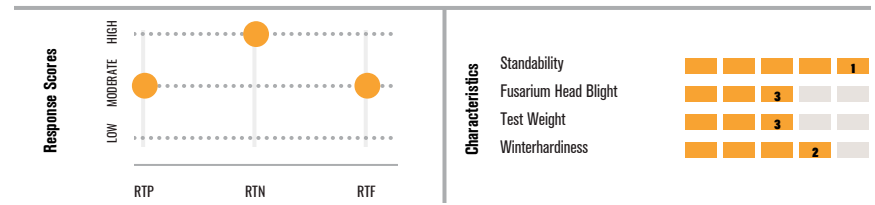
NEW



- New bearded wheat product, an upgrade and replacement of CP8045
- Very strong winterhardiness and very good standability
- High yield potential and solid agronomics; strong FHB tolerance
- “Farmer-friendly” for the moderate/lower manager

CROPLAN CP8007

Soft Red Winter



- Outstanding yield potential
- Very stiff and short straw that can handle high nitrogen rates
- Strong test weight
- Best performance in northern regions

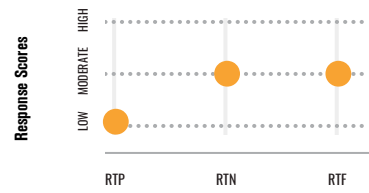
KEY

SCALE:
 1 = Excellent
 2 = Strong
 3 = Acceptable
 4 = Manage
 5 = Not Recommended

Product descriptions and ratings are generated from Answer Plot® trials and/or from the genetics supplier and may change as additional data is gathered.

CROPLAN CP8081

Soft Red Winter



- Outstanding yield potential; broadly adapted over a variety of soils and management regimes
- Early-medium maturity with excellent winterhardiness; very good standability
- Native tolerance to fusarium head blight
- Excellent test weight; good broad-spectrum disease-resistance package

CROPLAN CP8022

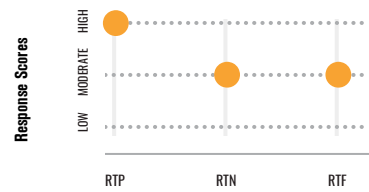
Soft Red Winter



- Excellent yield potential in highly productive environments
- State-of-the-art fusarium head blight resistance
- Excellent test weight and stripe rust resistance
- Plant on time to encourage tilling

CROPLAN CP9606

Soft Red Winter



- Outstanding yield potential; unique wheat
- Native tolerance to fusarium head blight; good broad-spectrum disease-resistance package
- Excellent stripe rust resistance and standability
- Responds well to increased population

KEY

SCALE:
 1 = Excellent
 2 = Strong
 3 = Acceptable
 4 = Manage
 5 = Not Recommended

Product descriptions and ratings are generated from Answer Plot® trials and/or from the genetics supplier and may change as additional data is gathered.

| BRAND | Wheat Class | Regions of Adaptation | Maturity 1 | Height 2 | Test Weight | Standability | AWNS | Seed Size Range (Seeds/Lb) | Winterhardness | Response-to Population (RTP) 3 | Response-to Nitrogen (RTN) 3 | Leaf Rust Resistance (RTF) 3 | Stripe Rust Resistance | Powdery Mildew Resistance | Septoria Leaf Resistance | Fusarium Leaf Resistance | Stagonospora Glume Blotch Resistance | Fusarium Head Blight (FHB) | Barley Yellow Dwarf | Hessian Fly Resistance | Placement on Irrigation | |
|-------------------|-------------|-----------------------|------------|----------|-------------|--------------|------|----------------------------|----------------|--------------------------------|------------------------------|------------------------------|------------------------|---------------------------|--------------------------|--------------------------|--------------------------------------|----------------------------|---------------------|------------------------|-------------------------|----|
| CP9606 | Soft Red | 3, 6 | 3 | M-S | 3 | 1 | Y | 11,000-14,000 | 2 | H | M | M | 2 | 1 | 3 | 3 | NA | 3 | 2 | 2 | Biotype B, D, L, O | NA |
| CP8081 | Soft Red | 1, 2, 3, 4 | 1 | M | 2 | 1 | Y | 11,000-14,000 | 2 | L | M | M | 1 | 2 | 4 | 2 | NA | 2 | 1 | 2 | Biotype B, D, L, O | NA |
| CP8022 | Soft Red | 1, 2, 3, 4 | 3 | M-S | 2 | 2 | Y | 11,000-14,000 | 1 | M | M | H | 3 | 1 | 4 | 2 | NA | 2 | 1 | 1 | Native tol. | NA |
| CP8007 | Soft Red | 1,2 | 4 | S | 3 | 1 | N | 11,000-14,000 | 2 | M | H | M | 2 | 2 | 2 | 4 | NA | 2 | NA | 3 | NA | NA |
| CP8224 | Soft Red | 1,2,3,4 | 3 | M | 1 | 1 | N | 12,000-14,000 | 1 | M | M | H | 1 | 1 | 2 | 3 | NA | NA | NA | 2 | NA | NA |
| NEW CP8345 | Soft Red | 1,2,3,4 | 3 | M | 1 | 1 | Y | 12,000-14,000 | 2 | M | H | M | 2 | 2 | 2 | NA | NA | 2 | 1 | NA | NA | NA |
| NEW CP8650 | Soft Red | 1,2,3,4 | 3 | M | 2 | 2 | Y | 12,000-14,000 | 1 | M | M | M | 3 | 2 | 2 | 2 | NA | 3 | 2 | NA | NA | NA |

KEY Scale
 1 = Excellent
 2 = Strong
 3 = Acceptable
 4 = Manage
 5 = Not Recommended

Product descriptions and ratings are generated from Answer Plot® trials and/or from the genetics supplier and may change as additional data is gathered.

1 Maturity
 1 = Early
 5 = Late

2 Height
 S = Short
 M = Medium
 T = Tall

3 RTP/RTN/RTF Ratings
 L = Low Response
 M = Moderate Response
 H = High Response

The comparison ratings are with CROPLAN® wheats only. These ratings reflect trends observed in research trials, which will change based on various factors, including variations in rainfall, temperature and production patterns.

Product Name

Attributes

Placement

Product Name

Attributes

Placement

Product Name

Attributes

Placement

A HEALTHY ALTERNATIVE FOR YOUR BOTTOM LINE.

Rigorous testing is how we got here. Matching the right genetics to deliver high yield potential? That's where we're going.

Field peas might be the newest CROPLAN® crop, but they're not new to us. We've spent several years amassing varietal data in order to bring the best results to operations across the U.S.

SELECT THE RIGHT PRODUCT

A key factor in selecting the right variety for your operation is to match the right variety to the right yield environment to optimize yield potential. Each CROPLAN product is evaluated for flowering data, maturity, disease tolerance, standability and harvestability so that you can be certain the variety you choose matches your operation's goals.

MANAGEMENT

While field peas thrive in a variety of dryer soil types, from sandy to heavy clay regions, they have a lower tolerance for water-logged conditions. So, poorly drained or saline soils should be avoided.

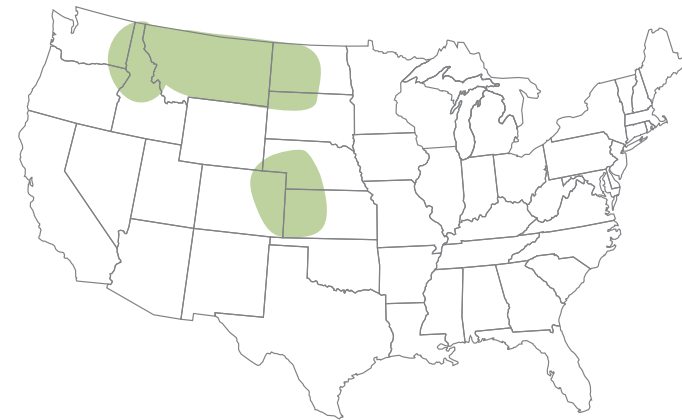
EACH VARIETY IS DIFFERENT, AND THEIR AGRONOMIC REQUIREMENTS ARE TOO

Putting every product into the same environment won't maximize your ROI potential. Instead, give each variety what it needs, when it needs it. And just as importantly, eliminate actions that don't provide the yield and revenue impact you desire.

Only CROPLAN seed provides this level of intelligence. And you can only find CROPLAN seed at the best retailers in America.

When it comes to field peas, let us be your trusted advisor. We'll bring our years of testing and expertise to help make this crop profitable for your farm.

KEY FIELD PEA GROWING REGIONS



NEW**CROPLAN CP Turret**

| | |
|-------------------------|-----------------|
| Relative Flowering Date | 47 |
| Relative Maturity | 96 |
| Height | Med Tall |
| Standability | 2 |

- First green pea for the CROPLAN brand!
- Very good yield potential
- Consistent performance across locations and years
- Early flowering helps provide stress tolerance

CROPLAN CP5222Y

| | |
|-------------------------|------------|
| Relative Flowering Date | 46 |
| Relative Maturity | 93 |
| Height | Med |
| Standability | 1 |

- Early maturing product that helps beat heat and drought
- Consistently high yield potential across environments
- Best performance against commercial checks has come in tougher yielding environments
- Good standability; use caution in heavy disease areas

NEW**CROPLAN CP5411Y**

| | |
|-------------------------|-----------------|
| Relative Flowering Date | 52 |
| Relative Maturity | 97 |
| Height | Med Tall |
| Standability | 1 |

- High yield potential in an early maturing yellow pea
- Good yield to protein ratio
- Very good resistance to powdery mildew; good resistance to fusarium wilt
- Very good seed coat breakage resistance

KEY**SCALE:**

1 = Excellent
2 = Strong

3 = Acceptable

4 = Manage

5 = Not Recommended

Product descriptions and ratings are generated from Answer Plot® trials and/or from the genetics supplier and may change as additional data is gathered.

Product Name

Attributes

Placement

Product Name

Attributes

Placement

Product Name

Attributes

Placement

PROPER MANAGEMENT PROTECTS TECHNOLOGY'S VALUE

Sound management practices and compliance with stewardship requirements will help protect the benefits and value of biotech trait seed technology for future generations.


INSECT RESISTANCE MANAGEMENT

Insect-protected crops are genetically improved to provide in-plant protection against selected insect pests. Beneficial insects are not affected. To preserve the benefits and insect protection of these technology crops, Bayer CropScience, Syngenta Crop Protection and Corteva Agriscience have developed IRM guidelines that must be incorporated by everyone purchasing and planting insect-protected crops.

STS®

herbicide tolerant trait

This variety contains a trait providing enhanced tolerance to labeled specific sulfonylurea soybean herbicides. The STS® gene will not safeguard this variety against other herbicide chemistries which are labeled to be used only over-the-top of crops that have a different and specified herbicide resistant gene. Always read and follow herbicide directions prior to use. Not all herbicides are registered for sale or use in all states or counties in the United States or all provinces in Canada. Contact your local regulatory agency to determine if a product is registered for sale or use in your area. Always read and follow label directions. ACCIDENTAL APPLICATION OF INCOMPATIBLE HERBICIDES TO THIS VARIETY COULD RESULT IN TOTAL CROP LOSS. YOU MUST SIGN A TECHNOLOGY USE AGREEMENT AND READ THE PRODUCT USE GUIDE PRIOR TO PLANTING. The purchase of these seeds includes a limited license to produce a single soybean crop in the United States (or other applicable country). The use of seed from such a crop or the progeny thereof for propagation or seed multiplication or for production or development of a hybrid or different variety of seed is strictly prohibited. Resale or transfer of the seed is strictly prohibited.



Verification Required The last patent on the original Roundup Ready® soybean trait expired a few years ago and U.S. farmers may legally plant saved seed from some varieties of soybean containing the Roundup Ready® soybean trait. However, it is important that you check with your seed supplier to determine if a specific Roundup Ready® soybean variety is covered by other intellectual property rights, and if so, the policy for saving seed of that variety.

Higher Seeding Rate A higher seeding rate may be required for bin-run Roundup Ready® soybeans compared to new branded seed.

Yield Loss Roundup Ready 2 Yield® soybean, Roundup Ready 2 Xtend® soybean, and XtendFlex® soybean varieties typically have a higher yield opportunity than Roundup Ready® soybean varieties.

Cleanout Loss Loss of seed and/or shrink occurs during the seed cleaning and handling processes for bin-run seed.

Seed Treatment Costs Treating your seed will add costs—both the cost of the treatment and the application of that treatment.

Lost Income Every bushel of saved seed you plant is a bushel you're not selling as commodity grain.

Increased Seed Management If you plan to save and bin-run Roundup Ready® soybeans for planting, you will have to manage your harvest operations and grain storage so that the seed isn't co-mingled with other seed that's covered by intellectual property rights.

High Value of New Branded Seed

Latest Technology

- // High-yielding soybean technologies
- // Better variety options
- // Leading seed treatment options

Customer Service

- // Dealer agronomic support before and after the sale
- // Replant policy support
- // Convenient packaging and delivery

Reliable Germination and Quality

- // Rigorously tested and meets U.S. Federal Seed Act requirements
- // Free of seed-borne diseases
- // Properly stored and conditioned

For a list of Bayer's trait patents go to cs.bayerpatents.bayer.com

For questions regarding seed intellectual property, or to anonymously report a saved seed tip, you can contact Bayer in the following ways:

1. Call 1-866-99-BAYER
2. Send a letter: Trait Stewardship, 622 Emerson Rd., Suite 150, Creve Coeur, MO 63141
3. Submit a contact request at cropscience.bayer.us/contact or scan the QR code



Bayer is a member of the Seed Innovation and Protection Alliance. Visit www.seedipalliance.com to learn more. SIPA™ is a trademark of the Seed Innovation and Protection Alliance.

Bayer is a member of Excellence Through Stewardship® (ETS). Bayer products are commercialized in accordance with ETS Product Launch Stewardship Guidance, and in compliance with Bayer's Policy for Commercialization of Biotechnology-Derived Plant Products in Commodity Crops. Commercialized products have been approved for import into key export markets with functioning regulatory systems. Any crop or material produced from this product can only be exported to, or used, processed or sold in countries where all necessary regulatory approvals have been granted. It is a violation of national and international law to move material containing biotech traits across boundaries into nations where import is not permitted. Growers should talk to their grain handler or product purchaser to confirm their buying position for this product. Excellence Through Stewardship® is a registered trademark of Excellence Through Stewardship.

ALWAYS READ AND FOLLOW PESTICIDE LABEL DIRECTIONS. It is a violation of federal and state law to use any pesticide product other than in accordance with its labeling. NOT ALL formulations of dicamba or glyphosate are approved for in-crop use with Roundup Ready 2 Xtend® soybeans. NOT ALL formulations of dicamba, glyphosate or glufosinate are approved for in-crop use with products with XtendFlex® Technology. ONLY USE FORMULATIONS THAT ARE SPECIFICALLY LABELED FOR SUCH USES AND APPROVED FOR SUCH USES IN THE STATE OF APPLICATION. Contact the U.S. EPA and your state pesticide regulatory agency with any questions about the approval status of dicamba herbicide products for in-crop use with Roundup Ready 2 Xtend® soybeans or products with XtendFlex® Technology.

Roundup Ready® Technology contains genes that confer tolerance to glyphosate. Roundup Ready 2® Technology contains genes that confer tolerance to glyphosate. Roundup Ready 2 Xtend® soybeans contain genes that confer tolerance to glyphosate and dicamba. Products with XtendFlex® Technology contain genes that confer tolerance to glyphosate, glufosinate and dicamba. Glyphosate will kill crops that are not tolerant to glyphosate. Dicamba will kill crops that are not tolerant to dicamba. Glufosinate will kill crops that are not tolerant to glufosinate. Contact your seed brand dealer or refer to the Bayer Technology Use Guide for recommended weed control programs. Contact your Bayer dealer, refer to the Bayer Technology Use Guide, or call the technical support line at 1-888-283-6847 for recommended Roundup Ready® Xtend Crop System weed control programs.

Bayer, Bayer Cross, Roundup Ready 2 Xtend®, Roundup Ready 2 Yield®, Roundup Ready® and XtendFlex® are registered trademarks of Bayer Group. LibertyLink® and the Water Droplet Design® is a trademark of BASF Corporation. ©2022 Bayer Group. All rights reserved.

Rev 01/2022

Content on this page provided by Bayer, please contact Bayer for more information. Due to factors such as weather, crop production patterns, product application and other factors, results to be obtained, including but not limited to yields or financial performance, cannot be predicted or guaranteed by Bayer or WinField United. Actual results may vary.

CORN INSECT RESISTANCE MANAGEMENT OVERVIEW¹

**QUICK COMPLIANCE GUIDE
FOR DEALERS AND FARMERS**

1 REFUGE SIZE

Plant the correct size refuge for the area and corn product.

► **The Corn-Growing Area**


- 20% required for some B.t. products (20 acres of refuge for every 80 acres of B.t.)
- 5% only for SmartStax®, SmartStax® PRO, Trecepta®, VT4PRO™ with RNAi Technology and VT Double PRO® (5 acres of refuge for every 95 acres of B.t.)
- 5% required for PowerCore Enlist

► **The Cotton-Growing Area**

- 20% only for SmartStax® and VT Double PRO®; 20% also applies to Trecepta, VT4PRO (20 acres of refuge for every 80 acres of B.t.)
- 20% required for PowerCore Enlist

2 REFUGE LOCATION

Plant the required refuge within each field that contains B.t. insect-protected corn. There are other options, but an in-field refuge is always accepted. The refuge should always be a minimum of four contiguous rows wide.



3 REFUGE PLANTING

In each field, plant your refuge first before planting any insect-protected corn. This will ensure that the minimum refuge size requirement is met should unforeseen circumstances (e.g., adverse weather) alter your planting schedule and strategy. Use a refuge product that contains no B.t. insect-protection traits (e.g., Roundup Ready® or conventional corn are acceptable). Growers must read the IRM/Grower Guide for complete refuge planting requirements.


4 TREATMENT

If you need to treat your refuge with a non-B.t. foliar insecticide, you may have to treat the B.t. technology in a similar manner. Growers must read the IRM/Grower Guide for complete treatment options.

COMMON REFUGE CONFIGURATIONS



► **In-Field Configuration Examples**



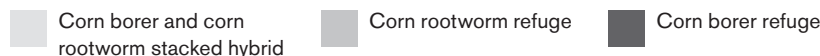
Minimum of four rows

► **Adjacent-Field Configuration Examples**



Separated by road, path, ditch, etc., but not by another field

SEPARATE REFUGE CONFIGURATIONS



► **Block**



← ≤ 1/2 mile

► **Perimeter**



← ≤ 1/2 mile

► **Strips**



← ≤ 1/2 mile

1. Provided as a summary only. Farmers must read the IRM/Grower Guide prior to planting for important information on planting and insect resistance management.

2. Traited = B.t., RW or B.t./RW.

Content on this page provided by Bayer, please contact Bayer for more information. Due to factors such as weather, crop production patterns, product application and other factors, results to be obtained, including but not limited to yields or financial performance, cannot be predicted or guaranteed by Bayer or WinField United. Actual results may vary.

REFUGE REQUIREMENTS FOR BIOTECH CORN PRODUCTS^{1, 2}

| | % NON-B.T. REFUGE | CONFIGURATIONS | REFUGE LOCATION |
|--|--|------------------------------------|---|
| SMARTSTAX® RIB COMPLETE® CORN BLEND³ | 5% in the bag | — | No separate planted refuge is required; Not recommended for the Cotton-Growing Area. If planted, an additional 20% structured refuge is required. |
| SMARTSTAX® PRO RIB COMPLETE® CORN BLEND | 5% in the bag | — | No separate planted refuge is required; Not recommended for the Cotton-Growing Area. If planted, an additional 20% structured refuge is required. |
| VT DOUBLE PRO® RIB COMPLETE® CORN BLEND³ | 5% in the bag | — | No separate planted refuge is required; Not recommended for the Cotton-Growing Area. If planted, an additional 20% structured refuge is required. |
| VT4PRO™ RIB COMPLETE® CORN BLEND | 5% in the bag | — | No separate planted refuge is required; Not recommended for the Cotton-Growing Area. If planted, an additional 20% structured refuge is required. |
| DROUGHTGARD® HYBRIDS WITH VT DOUBLE PRO® RIB COMPLETE® CORN BLEND³ | 5% in the bag | — | No separate planted refuge is required; Not recommended for the Cotton-Growing Area. If planted, an additional 20% structured refuge is required. |
| TRECEPTA® RIB COMPLETE® CORN BLEND | 5% in the bag | — | No separate planted refuge is required; Not recommended for the Cotton-Growing Area. If planted, an additional 20% structured refuge is required. |
| POWERCORE® ENLIST® REFUGE ADVANCED® | 5% in the bag | — | No separate planted refuge is required; Not recommended for the Cotton-Growing Area. If planted, an additional 20% structured refuge is required. |
| SMARTSTAX® CORN | 5% corn-growing areas; 20% cotton-growing areas | Block, Perimeter, Strips, Adjacent | Within or adjacent to SmartStax® field; if adjacent, may be separated by a road, path, ditch, etc., but not another field |
| VT DOUBLE PRO® CORN | 5% corn-growing areas; 20% cotton-growing areas | Block, Perimeter, Strips, Adjacent | Within, adjacent to or within 1/2 mile from VT Double PRO® field |
| VT4PRO™ WITH RNAI TECHNOLOGY | 5% corn-growing areas; 20% cotton-growing areas | Block, Perimeter, Strips, Adjacent | Within, adjacent or within 1/2 mile from VT4PRO™ with RNAi Technology field |
| POWERCORE® ENLIST® | 5% corn-growing areas; 20% cotton-growing areas | Block, Perimeter, Strips, Adjacent | Within, adjacent or within 1/2 mile from PowerCore® Enlist® field |
| DURACADE® | 5% in the bag, 20% supplemental cotton-growing areas | Block, Perimeter, Strips, Adjacent | Within or adjacent to Duracade® field |

1. All refuge configurations require a minimum of four rows.

2. Provided as a summary only. Farmers must read the IRM/Grower Guide prior to planting.

3. SmartStax® RIB Complete®, Trecepta® RIB Complete®, VT Double PRO® RIB Complete®, VT4PRO™ RIB Complete Technology and DroughtGard® Hybrids with VT Double PRO® RIB Complete® corn blends are each a blend of 95% traited seed and 5% refuge seed interspersed in the bag and do not require a separate structured refuge in corn-growing areas.

For more detailed refuge requirements please visit: <https://traits.bayer.com/stewardship/Pages/Insect-Resistance-Management.aspx>

Corn trait technology incorporated into these seeds is commercialized under license from Syngenta Seeds, LLC.

Seed products with the LibertyLink® (LL) trait are resistant to the herbicide glufosinate ammonium, an alternative to glyphosate in corn, and combine high-yielding genetics with the powerful, non-selective, post-emergent weed control of Liberty® herbicide for optimum yield and excellent weed control. LibertyLink®, Liberty® and the Water Droplet logo are registered trademarks of BASF.

Important: Always read and follow label and bag tag instructions; only those labeled as tolerant to glufosinate may be sprayed with glufosinate ammonium-based herbicides. Viptera™ is a trademark of a Syngenta Group Company.

Content on this page provided by Bayer, Corteva Agriscience and Syngenta Group Company, please contact them for more information. Due to factors such as weather, crop production patterns, product application and other factors, results to be obtained, including but not limited to yields or financial performance, cannot be predicted or guaranteed by Bayer, Corteva Agriscience and Syngenta Group Company or WinField United. Actual results may vary.

EXCELLENCE THROUGH STEWARDSHIP

Bayer is a member of Excellence Through Stewardship® (ETS).

Bayer products are commercialized in accordance with ETS Product Launch Stewardship Guidance, and in compliance with Bayer's Policy for Commercialization of Biotechnology-Derived Plant Products in Commodity Crops. Commercialized products have been approved for import into key export markets with functioning regulatory systems. Any crop or material produced from this product can only be exported to, or used, processed or sold in countries where all necessary regulatory approvals have been granted. It is a violation of national and international law to move material containing biotech traits across boundaries into nations where import is not permitted. Growers should talk to their grain handler or product purchaser to confirm their buying position for this product. Excellence Through Stewardship® is a registered trademark of Global Stewardship Group.

Forage Genetics International, LLC ("FGI") is a member of Excellence Through Stewardship® (ETS). FGI products are

commercialized in accordance with ETS Product Launch Stewardship Guidance, and in compliance with FGI's Policy for Commercialization of Biotechnology-Derived Plant Products in Commodity Crops. Any crop or material produced from this product can only be exported to, or used, processed or sold only in countries where all necessary regulatory approvals have been granted. It is a violation of national and international law to move material containing biotechnology traits across boundaries into nations where import is not permitted. Growers should talk to their grain handler or product purchaser to confirm their buying position for this product. Growers should refer to biotradestatus.com for any updated information on import country approvals. Through Stewardship® is a registered trademark of Global Stewardship Group.

Corteva Agriscience is a member of Excellence Through

Stewardship® (ETS). Corteva Agriscience products are commercialized in accordance with ETS Product Launch Stewardship Guidance and in compliance with the Corteva Agriscience policies regarding stewardship of those products. In line with these guidelines, Corteva Agriscience's product launch process for responsible launches of new products includes a long-standing process to evaluate export market information, value chain consultations, and regulatory functionality. Growers and end-users must take all steps within their control to follow appropriate stewardship requirements and confirm their buyer's acceptance of the grain or other material being purchased. For more detailed information on the status of a trait or stack, please visit www.biotradestatus.com.

Excellence Through Stewardship® is a registered trademark of Global Stewardship Group.



Before opening a bag of seed, be sure to read, understand and accept the stewardship requirements, **including applicable refuge requirements for insect resistance management**, for the biotechnology traits expressed in

the seed as set forth in the Technology/Stewardship Agreement that you sign. By opening and using a bag of seed, you are reaffirming your obligation and agreement to comply with the most recent stewardship requirements.



INSECT RESISTANCE MANAGEMENT

IMPORTANT IRM INFORMATION: Always read and follow IRM

requirements. Insect-protected crops are genetically improved to provide in-plant protection against selected insect pests. Beneficial insects are not affected. To preserve the benefits and insect protection of these technology crops, Bayer, Syngenta Crop Protection and Dow AgroSciences have developed insect resistance management (IRM) guidelines that must be incorporated by everyone purchasing and planting insect-protected crops.

ALWAYS READ AND FOLLOW PESTICIDE LABEL DIRECTIONS. It is a violation of federal and state law to use any pesticide product other than in accordance with its labeling. NOT ALL formulations of dicamba or glyphosate are approved for in-crop use with Roundup Ready 2 Xtend® soybeans. NOT ALL formulations of dicamba, glyphosate or glufosinate are approved for in-crop use with products with XtendFlex® Technology. **ONLY USE FORMULATIONS THAT ARE SPECIFICALLY LABELED FOR SUCH USES AND APPROVED FOR SUCH USE IN THE STATE OF APPLICATION.** Contact the U.S. EPA and your state pesticide regulatory agency with any questions about the approval status of dicamba herbicide products for in-crop use with products with XtendFlex® Technology.

B.t. products may not yet be registered in all states. Check with your seed brand representative for the registration status in your state.

Refuge seed may not always contain the DroughtGard® trait. **IMPORTANT IRM INFORMATION:** Certain products are sold as RIB Complete® corn blend products, and do not require the planting of a structured refuge except in the Cotton-Growing Area where corn earworm is a significant pest. Products sold without refuge in the bag (non-RIB Complete) require the planting of a structured refuge. See the IRM/Grower Guide for additional information. Always read and follow IRM requirements.

Roundup Ready® Technology contains genes that confer tolerance to glyphosate. Roundup Ready® 2 Technology contains genes that confer tolerance to glyphosate. Roundup Ready 2 Xtend® soybeans contain genes that confer tolerance to glyphosate and dicamba. Products with XtendFlex® Technology contains genes that confer tolerance to glyphosate, glufosinate and dicamba. Plants that are not tolerant to glyphosate may be damaged or killed if exposed to those herbicides. Plants that are not tolerant to glyphosate, dicamba, and/or glufosinate may be damaged or killed if exposed to those herbicides. Plants that are not tolerant to dicamba may be damaged or killed if exposed to those herbicides. Contact your seed brand dealer or refer to the Bayer Technology Use Guide for recommended weed control programs.

No dicamba may be used in-crop with seed with Roundup Ready® Xtend Technology, unless and until approved or specifically permitted in the state of application. Please follow www.roundupreadyxtend.com/pages/xtendimax-updates.aspx for status updates. Dicamba may harm plants that are not tolerant to dicamba.

Insect control technology provided by Vip3A is utilized under license from Syngenta Crop Protection AG. Herculex® is a registered trademark of Dow AgroSciences LLC. Agrisure Viptera® is a registered trademark of a Syngenta group company. LibertyLink logo® and LibertyLink® are trademarks of BASF Corporation. Respect the Refuge and Corn Design® and Respect the Refuge® are registered trademarks of National Corn Growers Association. Acceleron®, DroughtGard®, RIB Complete®, Roundup Ready 2 Technology and Design®, Roundup Ready 2 Xtend®, Roundup Ready 2 Yield®, Roundup Ready®, SmartStax®, Trecepta®, TruFlex®, VT Double PRO®, VT4PRO™, VT4PRO™ and XtendFlex® are trademarks of Bayer Group.

Agrisure®, Agrisure® Total, Artesian®, Duracade®, Viptera®, and E-Z Refuge® are trademarks of a Syngenta Group Company. More information about Duracade® is available at <http://www.biotradestatus.com/>.

Important: Always read and follow label and bag tag instructions; only those labeled as tolerant to glufosinate may be sprayed with glufosinate ammonium based herbicides.

Seed products with the LibertyLink® (LL) trait are resistant to the herbicide glufosinate ammonium, an alternative to glyphosate in corn, and combine high-yielding genetics with the powerful, non-selective, postemergent weed control of Liberty® herbicide for optimum yield and excellent weed control. LibertyLink®, Liberty® and the Water Droplet logo are registered trademarks of BASF.

ALWAYS READ AND FOLLOW HERBICIDE LABEL DIRECTIONS

PRIOR TO USE: Always read and follow herbicide label directions prior to use: Enlist® products contain the Enlist trait that provides crop safety for use of labeled over-the-top applications of glyphosate, glufosinate and 2,4-D herbicides featuring Colex-D® technology when applied according to label directions. Following burndown, the only 2,4-D containing herbicide products that may be used with Enlist™ crops are products that feature Colex-D technology and are expressly labeled for use on Enlist crops. 2,4-D products that do not contain Colex-D technology are not authorized for use in conjunction with Enlist products. Enlist corn contains genes that confer tolerance to 2,4-D and -fop herbicides. 2,4-D and -fop herbicides will damage or kill crops that are not tolerant to 2,4-D or -fops.

IRM - Properly managing trait technology is key to preserving it as a long-term crop protection tool. Growers who fail to comply with IRM requirements risk losing access to this product. To help preserve the effectiveness of B.t. corn technologies, growers planting B.t. corn technologies are required to follow an IRM Plan. Consult the Corn Product Use Guide for appropriate refuge configuration options. Before opening a bag of seed, be sure to read, understand and accept the stewardship requirements, including applicable refuge requirements for insect resistance management, for the biotechnology traits expressed in the seed as set forth in the Technology Use Agreement and Product Use Guide. By opening and using a bag of seed, you are reaffirming your obligation to comply with the most recent stewardship requirements. For complete details on IRM requirements for hybrids with Bt technology, including refuge examples and important information on the use of insecticides on refuge and Bt corn acres, please consult appropriate Product Use Guide. Go to traitstewardship.com to download the latest Corteva Agriscience Corn Product Use Guide.

Important: Always read and follow label instructions. Some products may not be registered for sale or use in all states or counties. Please check with your local extension service to ensure registration status. Cruiser®, Vayantis® and Vibrance® are trademarks of a Syngenta Group Company.

THE NEW STANDARD FOR WEED CONTROL & YIELD PERFORMANCE

ENLIST® WEED CONTROL SYSTEM



ON-TARGET APPLICATIONS:

90% less drift than traditional 2,4-D
96% less volatile than 2,4-D ester

Enlist Duo® and Enlist One® herbicides with Colex-D® technology are the only herbicides containing 2,4-D that are labeled for preemergence and postemergence use with PowerCore® Enlist® corn.



- 2,4-D choline
- Glyphosate
- Glufosinate
- FOP Herbicides

HERBICIDE

Enlist Duo® COLEX-D® technology

- Convenient proprietary blend of 2,4-D choline and glyphosate
- The two modes of action work together to deliver control of yield-robbing weeds and help prevent resistance

Enlist One® COLEX-D® technology

- Straight goods 2,4-D choline with additional tank-mix flexibility
- Provides additional tank-mix flexibility with glyphosate, glufosinate and other qualified tank-mix products, allowing for a customized weed control program to fit each farm

Enlist E3[®] Soybeans and PowerCore[®] Enlist[®] Refuge Advanced[®] Corn

Seeds containing the PowerCore[®] Enlist[®], PowerCore[®] Enlist[®] Refuge Advanced[®], Enlist[®] Corn - REFUGE and Enlist E3[®] traits are protected under one or more U.S. patents which can be found at: www.traitsstewardship.com. The purchase of this traited seed includes a limited license to produce a single crop in the United States. The use of seed from such a crop and/or the progeny thereof for propagation or seed multiplication or for production or development of a hybrid or different variety of seed is strictly prohibited. You acknowledge and agree to be bound by the terms and conditions of the following documents in effect at the time of planting of this seed: (i) the Corteva Agriscience Technology Use Agreement and (ii) the Product Use Guides for all technologies in this seed, including the Herbicide Resistance Management (HRM), and Use requirements.

To plant PowerCore Enlist, PowerCore Enlist Refuge Advanced, Enlist Corn - REFUGE and Enlist E3 seed, you must have a limited license from Corteva Agriscience (or other appropriate affiliates). In consideration of the foregoing, Corteva Agriscience grants to the Grower a limited license to use its technology to produce only a single commercial crop in the United States under the terms and conditions set forth in the Technology Use Agreement in effect at the time of planting of this seed.

Enlist E3[®] soybean seeds containing the Enlist[®] trait can only be used to plant a single commercial crop. It is unlawful to save and replant Enlist E3 soybeans. Additional information and limitations on the use of these products are provided in the Corteva Agriscience Technology Use Agreement and Enlist[®] Soybean Product Use Guide. U.S. patents for Corteva Agriscience technologies can be found at the following webpage: traitsstewardship.com.

Enlist Duo[®] and Enlist One[®] herbicides with Colex-D[®] technology are the only herbicides containing 2,4-D that are authorized for preemergence and postemergence use with Enlist[®] crops. Enlist Duo and Enlist One herbicides are not registered for use or sale in all states and counties; are not registered in AK, CA, CT, HI, ID, MA, ME, MT, NH, NV, OR, RI, UT, VT, WA and WY. Contact your state pesticide regulatory agency if you have questions about the registration status of Enlist[®] herbicides in your area. ALWAYS READ AND FOLLOW PESTICIDE LABEL DIRECTIONS. ONLY USE FORMULATIONS THAT ARE SPECIFICALLY LABELED FOR SUCH USE IN THE STATE AND COUNTY OF APPLICATION. USE OF PESTICIDE PRODUCTS, INCLUDING, WITHOUT LIMITATION, 2,4-D-CONTAINING PRODUCTS NOT AUTHORIZED FOR USE WITH ENLIST CROPS, MAY RESULT IN OFF-TARGET DAMAGE TO SENSITIVE CROPS/AREAS AND/OR SUSCEPTIBLE PLANTS. Additional product-specific stewardship requirements for Enlist crops, including the Enlist Product Use Guide, can be found at <http://www.traitsstewardship.com>.

POWERCORE[®] is a registered trademark of Bayer Group. POWERCORE[®] multi-event technology developed by Corteva Agriscience and Bayer Group. LibertyLink[®] and the Water Droplet Design are registered trademarks of BASF. Roundup and Roundup Ready are registered trademarks of Bayer Group. Always follow IRM, grain marketing and all other stewardship practices and pesticide label directions. B.t. products may not yet be registered in all states. Check with your seed representative for the registration status in your state. The transgenic soybean event in Enlist E3[®] soybeans is jointly developed and owned by Corteva Agriscience and M.S. Technologies, LLC

[™] Trademarks of Corteva Agriscience and its affiliated companies.

GENERAL DISCLAIMERS

Results may vary. Performance may vary from location to location and from year to year, as local growing, soil and weather conditions may vary. Growers should evaluate data from multiple locations and years whenever possible and should consider the impacts of these conditions on the growers' fields.

Important: Always read and follow label instructions. Some products may not be registered for sale or use in all states or counties. Please check with your local extension service to ensure registration status.

SOYBEAN AND CANOLA PIRACY

Seed containing a patented trait can only be used to plant a single commercial crop. It is unlawful to save and replant seed from that crop. Examples of seed containing a patented trait include but are not limited to Roundup Ready 2 Yield[®] soybeans, Roundup Ready 2 Xtend[®] soybeans, XtendFlex[®] soybeans, Roundup Ready[®] spring canola, Roundup Ready[®] winter canola, and TruFlex[®] canola with Roundup Ready[®] Technology. Additional information and limitations on the use of these products are provided in the Technology Stewardship Agreement and the Bayer Technology Use Guide: tug.bayer.com. U.S. patents for Bayer technologies can be found at the following webpage: cs.bayerpatents.bayer.com

ALFALFA

HarvXtra[®] Alfalfa with Roundup Ready[®] Technology: Purchase and use of HarvXtra[®] Alfalfa with Roundup Ready[®] Technology is subject to a Seed and Feed Use Agreement, requiring that products of this technology can only be used on farm or otherwise be used in the following states: Arizona, California, Colorado, Idaho, Montana, Nevada, New Mexico, Oregon, Utah, Washington and Wyoming. In addition, due to the unique cropping practices do not plant HarvXtra[®] Alfalfa with Roundup Ready[®] Technology in Imperial County, California, pending import approval and until Forage Genetics International, LLC (FGI) grants express permission for such planting. HarvXtra[®] Alfalfa with Roundup Ready[®] Technology has pending import approvals. GROWERS MUST DIRECT ANY PRODUCT PRODUCED FROM HARVXTRA[®] ALFALFA WITH ROUNDUP READY[®] TECHNOLOGY SEED OR CROPS (INCLUDING HAY AND HAY PRODUCTS) ONLY TO UNITED STATES DOMESTIC USE. Any crop or material produced from this product can only be exported to, or used, processed or sold in countries where all necessary regulatory approvals have been granted. It is a violation of national and international law to move material containing biotech traits across boundaries into nations where import is not permitted.

CoAXium[®] and Cleaner Fields. Higher Yields[®] are trademarks of Albaugh, LLC. AXigen[®] and Think Inside The Seed[™] are trademarks of Colorado Wheat Research Foundation. Beyond[®], Clearfield[®], Liberty[®], LibertyLink[®], Prowl[®], Pursuit[®], Stamina[®] and the Water Droplet Design[®] are trademarks of **BASF Corporation**; Bayer[®], the Bayer Cross[®], Huskie[®], Poncho[®] and VOTiVO[®] are trademarks of **Bayer**; Enlist[®], Enlist E3[®], Enlist E3 Design[®], Herculex[®] and Lumiderm[®], Powercore[®] are trademarks of **Corteva Agriscience LLC**; DuPont[™], Express[®], ExpressSun[®] and TotalSol[®] are trademarks of **E.I. du Pont de Nemours and Company**; BroadAxe[®], Ally[®], Spartan[®] and Glean[®] are registered trademarks of **FMC Corporation**; Calibrate[®] and HarvXtra[®] are trademarks of **Forage Genetics International, LLC**; G2FLEX[®] is a trademark of the **University**

of Idaho; HarvXtra[®] Alfalfa with Roundup Ready[®] Technology is enabled with Technology from The Samuel Roberts Nobel Foundation; Fresh CUT[®], Kemin[®], Kem LAC[®], Myco CURB[®], NutriSAVE[®], NS-A[™], NS-5[™] and Silage SAVOR[®] are trademarks of **Kemin Industries, Inc.**; Lumiderm[®] is a trademark of **Corteva Agriscience**; Acceleron[®], Acceleron and Design[®], Asgrow[®], Asgrow and the A Design[®], Bollgard and Design[®], Bollgard II and Design[®], Bollgard II[®], Bollgard[®], DroughtGard[®], NemaStrike[®], Respect the Refuge and Cotton Design[®], RIB Complete and Design[®], RIB Complete[®], Roundup PowerMAX[®], Roundup Ready 2 Technology and Design[®], Roundup Ready 2 Xtend[®], Roundup Ready 2 Yield[®], Roundup Ready[®], Roundup[®], SmartStax[®], Trecepta[®], Truflex[®], VT Double PRO[®], VT4PRO[™] XtendFlex[®] and YieldGard[®] are trademarks used under license from **Bayer Group**; Respect the Refuge and Corn Design[®] and Respect the Refuge[®] are trademarks of **National Corn Growers Association**; NuSun[®] and ProSize[™] are trademarks of **National Sunflower Association**; OMRI Listed[®] is a trademark of **Organic Materials Review Institute**; Pioneer[®] is a trademark of **Pioneer Hi-Bred International, Inc.**; Apex[™] is a trademark of **Seed Enhancements, LLC**; Apron XL[®], Cruiser[®], Fortenza[®], Duracade[®], E-Z Refuge[®], NK[®] and Syngenta[®] are trademarks of a **Syngenta Group Company**; Advanced Coating[®], Answer Plot[®], Ascend[®], Class Act[®], CROPLAN[®], Destiny[®], Fortivent[®], Framework[®], Greentreat[®], GroZone[®], InterLock[®], MasterLock[®], Maxi Graze[®], NG[®], SilageFirst[®], Strikelock[®], Sun Quest[®], Superb[®], Warden[®] and WinPak[®] are trademarks of **WinField United**. All other trademarks are the property of their respective owners.

State registrations for IMIFLEX[®] are pending. Please check registration in your state. Always read and follow label directions. IMIFLEX[®] and UPL are trademarks of a UPL Corporation Limited Group Company. Vertix[®], igrowth[®] and its corresponding logos are trademarks owned by Advanta US, LLC. a UPL group company.

© 2026 WinField United.





LOOKING FOR EVEN **MORE?**

CROPLAN **2027** SEED GUIDE

SCAN THE QR CODE

